



General Rules and Regulations ■

Breeding Rules and Regulations ■

Valid as of April 1, 2026



FEIF General Rules and Regulations

Valid as of April 1, 2026

Contents GENERAL

Introduction	1
GENERAL REGULATIONS	6
G1 Code of Ethics and Code of Conduct (FEI)	7
G1.1. Introductory remarks	7
G1.2. Ethics statement	7
G1.3. Code of Conduct: Welfare of the horse	8
G1.3.1 General Welfare:.....	8
G1.3.2 Fitness to compete.....	9
G1.4. Veterinary Rules	9
G1.5. Play Clean.....	10
G1.6. Fair Play and Equestrian Sport.....	10
G1.7. Suspension of Officials	11
G2. Riders, Judges and Officials	12
G2.1. Riders.....	12
G2.1.1. General	12
G2.1.2. Punctuality (in Breeding).....	12
G2.1.3. Liability	12
G2.1.4. Eligibility of riders	12
G2.1.5. Riders with disabilities.....	12
G2.1.6. Helmets	13
G2.1.7. About riders in sport events	13
G2.1.8. About riders and handlers at breeding shows	13
G2.2. Judges.....	13
G2.2.1 Sport judges.....	13
G2.2.2 Breeding judges	14
G2.3. Officials	14
G2.3.1 Ring Master.....	14
G2.3.2 Ring Steward.....	14
G2.3.3 Speaker.....	15
G3. The Icelandic horse	16
G3.1. Description of the Icelandic horse breed	16
G3.2. Description of the Gaits.....	16
G3.2.1 Walk	17
G3.2.2 Trot.....	18
G3.2.3 Canter	20
G3.2.4 Tölt	22
G3.2.5 Pace	23
G3.3. Certification of origin	24
G3.4. Official and international Database: WorldFengur FEIF/BÍ.....	25
G3.4.1 Nature and purpose of WorldFengur Rules	25
G3.4.2 International co-operation	25
G3.4.3 Entries in the register	26
G3.5. Registration and identification of the horse.....	26
G3.5.1 FEIF International Identification Number (FEIF ID)	26
G3.5.2 Certificate of Origin / Horse Passport	27
G3.5.3 BLUP	28
G3.5.4 Breeding programme for Icelandic horses.....	28
G3.5.5 Registration of mating.....	29
G3.5.6 Registration of horses born outside Iceland	29
G3.5.7 Registration of imported horses	29
G3.5.8 The naming of Icelandic horses in WorldFengur	29



G3.5.9	Registered origin	30
G3.5.10	FEIF guidelines for embryo transfer	30
G3.6.	The FEIF WorldFengur registration group	30
G3.6.1	Terms of reference.....	30
G3.6.2	Specific Duties	31
G4.	Anti-Doping Procedures.....	32
G4.1.	Authority	32
G4.2.	Equine Anti-Doping and Controlled Medication Regulations (EADCMR).....	32
G4.3.	Disqualification & Sanctions.....	33
G5.	Events	34
G5.1.	FEIF events – general explanation	34
G5.2.	World Championships.....	34
G5.3.	Other Icelandic horse events	34
G5.3.1.	Mid European Championships.....	34
G5.3.2.	Nordic Championships.....	35
G5.3.3.	WorldRanking event.....	35
G5.3.4.	FEIF breeding show.....	35
G6.	World Championships - Approved Information.....	36
G6.1.	General	36
G6.2.	Allocation of responsibilities.....	37
G6.3.	Finances.....	37
G6.4.	Information	38
G6.5.	Sport competitions and breeding shows.....	38
G6.6.	Secretariat.....	39
G6.7.	Service for officials.....	39
G6.8.	Horses.....	40
G6.9.	Riders.....	40
G6.10.	Team Registration.....	40
G6.10.1.	Late Registration Fee.....	41
G6.11.	Ceremonies.....	41
G6.12.	Social arrangements	41
G6.13.	Prizes	42
G6.13.1.	Breeding.....	42
G6.13.2.	Sport.....	42
G6.13.3.	Presentation of prizes	43
G6.14.	Advertisements	43
G6.14.1.	Advertising in general	43
G6.14.2.	Advertising on riders	43
G6.14.3.	Advertising on "officials" other than FEIF officials	44
G6.14.4.	Advertising on fixed parts of the arena	44
G6.15.	Veterinary rules.....	45
G6.16.	Doping.....	45
GENERAL RULES.....	46	
G7.	Eligibility of horses.....	47
G7.1.	Appearance of the horse.....	47
G7.2.	Handling and training of the horse:.....	47
G7.3.	The age of a horse.....	47
G7.3.1.	Participating horses in breeding shows	47
G7.3.2.	Participating horses in sport events.....	48



G8.	Equipment.....	49
G8.1.	Saddles	49
G8.2.	Bits and bridles.....	49
G8.2.1.	Breeding.....	49
G8.2.2.	Sport.....	49
G8.2.3.	Permitted bits and bridles	50
G8.3.	Shoeing	50
G8.3.1.	Shoeing of Breeding Horses	50
G8.3.2.	Shoeing of Sport Horses.....	51
G8.4.	Additional equipment	52
G8.4.1.	The whip.....	52
G8.5.	Protective equipment	53
G8.5.1.	Breeding shows	53
G8.5.2.	Sport competitions	53
G9.	Tracks.....	54
G9.1.	Breeding - Tracks and facilities.....	54
G9.1.1.	Tracks for conformation judgements	54
G9.1.2.	Tracks for judgement of gaits/ridden abilities	54
G9.2.	Sport - Tracks.....	54
G9.2.1.	Oval track tests and details on tracks	54
G9.2.2.	Pace track tests and details on tracks	55
G9.2.3.	World Championship Tracks.....	55
G10.	Objections and Arbitration Rules.....	56
G10.1.	General Principles.....	56
G10.2.	Arbitration committees	56
G10.2.1.	Breeding shows	56
G10.2.2.	Sport events.....	56
G10.2.3.	World Championships.....	56
G10.3.	Rules of procedure for Arbitration Committees or disciplinary bodies of first instance	57
G10.3.1.	Objections at an Event.....	58
G10.4.	Appeals to the Arbitration Council	58
G10.5.	Appeals at national level	58
G10.6.	Guidelines for conflicts of interest - Breeding	58
G10.6.1.	Guidelines for Breeding Judges.....	59
G10.6.2.	Disciplinary measures and objections at breeding shows	60
G10.7.	Disciplinary measures Sport	61
G10.7.1.	Scope	61
G10.7.2.	Violation of Rules	61
G10.7.3.	Disciplinary measures.....	61
G10.7.4.	Register.....	62
G10.7.5.	Procedures.....	62
APPENDIX		
G11.	Appendix 1: Codes of Conduct	63
G11.1.	Code of Conduct for Sport Judges at WorldRanking events	63
G11.2.	Code of Conduct for World Championship Judges.....	63
G11.3.	Procedure in case of violation of the Code of Conduct	64
G11.4.	Code of conduct for officials at breeding show	64



Introduction

The Icelandic horse offers a challenging riding experience for adults and children and requires the highest standards of horsemanship in riding the five gaits; walk, trot, canter, tölt and flying pace (skeið) in nature, at competitions and in breeding shows. The aspiration to promote the Icelandic horse to its full potential is at the heart of FEIF's vision and mission.

VISION

FEIF unites people in their passion for the Icelandic horse.

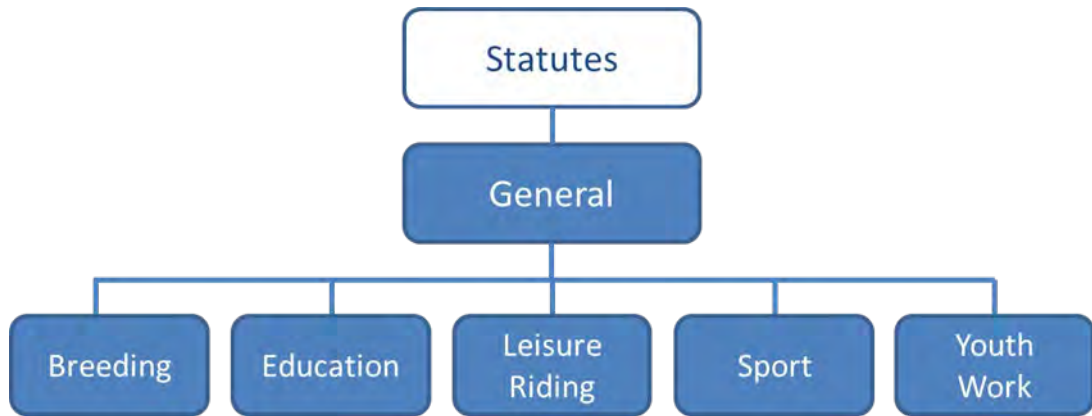
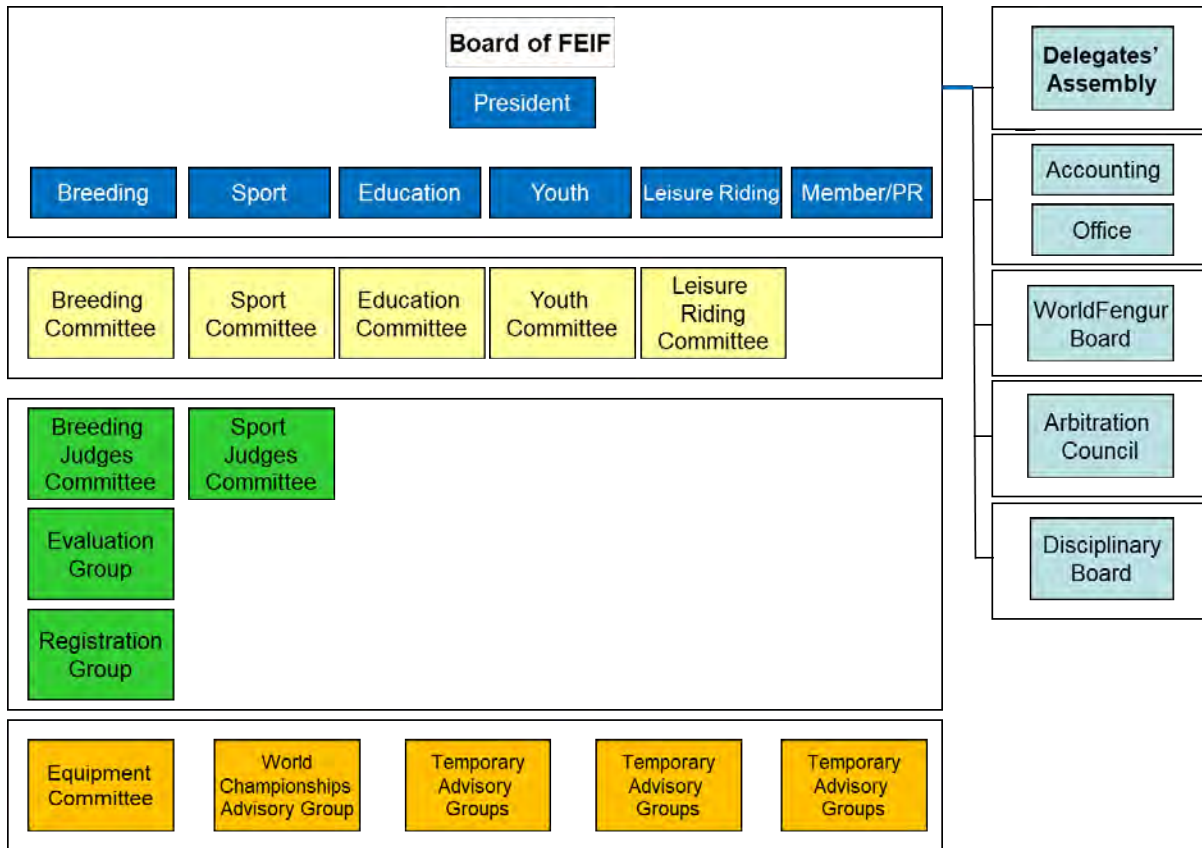
MISSION

- To promote the Icelandic horse, a positive riding culture, and international co-operation
- To ensure horse welfare and harmonious riding in everything we do
- To set the highest standards for breeding pure Icelandic horses
- To be guided by research and evidence-based learning
- To maintain a culture of respect, inclusiveness and diversity
- To be flexible and forward-thinking in an ever-changing world

FEIF

The following diagrams explain the overall structure of FEIF and the standard documents on rules and regulations. Details on elections and decision powers can be found in the FEIF Statutes.





March 2026



1) Statutes

FEIF is the international federation of Icelandic horse associations founded on May 25th, 1969. The official language of FEIF is English.

2) Regulations and Rules

- This document contains the complete set of the FEIF Regulations and Rules valid for all departments and the current version is always published on www.feif.org.
- Any changes to the Regulations are subject to approval by the FEIF Board.
- Any changes to the Rules are subject to approval by the annual FEIF Delegates' Assembly.
- Rules are valid from the 1st of April to the 31st of March of any given year.
- All Rules and Regulations apply in all member countries of FEIF and supersede national rules.
- Specific rules governing sport and breeding are found in the chapters: 'sport rules' and 'breeding rules'. Further regulations on education, youth work (and leisure riding) are found in the respective sections

3) Breeding Rules

The Breeding Rules focus on all matters regarding breeding, including defining the breeding goals and evaluation of horses in breeding shows.

4) Sport Rules

The Sport Rules focus on all sport competitions involving the Icelandic horse.

5) Education

Education promotes the highest level of horsemanship for all Icelandic horse riders, handlers and judges. The Trainer and Instructor Matrix sets common standards for riding instructors, young horse and advanced horse trainers across all FEIF member countries.

6) Youth Work

Youth work is central to the work of FEIF, and the Youth Committee oversees a number of international events that are organised nationally on behalf of FEIF.

7) Leisure Riding

Leisure Riding supports national work on maintaining access to ride in nature by sharing experience, ideas and concepts on events for leisure riders. In this context Leisure Riding interacts with other organizations within the equine sector.

8) Appendices

Appendices are under the control of the relevant committees and the FEIF Board, and can be changed by approval of the board, without having to go through the Delegates' Assembly.



Within FEIF there are separate ways of dealing with changes to rules and to regulations.

Rules are considered fundamental and any change to the rules require the approval of the General Assembly.

Regulations are of a more specific and detailed character and subject to the departments and shall be approved by the board of FEIF.

In more detail this may be described as below:

Procedure for Rule Changes

Many of the rules and regulations of FEIF are related to the established FEIF departments. These departments work in an advisory capacity to the Delegate's Assembly except where the rules give specific authority. In order for a rule change to be made the following must happen:

1. A change is proposed.
Any of the FEIF departments, member associations, committees or the Board of FEIF may propose a change to the rules. This proposal may be made at any time but is ideally made before the deadline for the final departmental agendas at the annual FEIF Conference are distributed.
2. The proposal is scheduled in the department meeting(s).
The relevant FEIF Directors schedule a discussion of the proposals in their departments. If a proposal is known at the time of the committee meetings in the Fall, the proposal is added to the committee meeting agenda so the committee's recommendations can be added to the discussion. If the proposal is presented after the committee meetings, is it scheduled for the department meeting(s) at the FEIF Conference.
3. Recommendation to the Delegates' Assembly
Once the proposal is published in the department meeting agenda, all member associations have a chance to review the topic and form an opinion. During the department meetings the representatives share their national opinions and vote on the proposal. There is no restriction on the outcome of this vote. However, the three most common outcomes are:
 1. The proposal is recommended to the next Delegates' Assembly (which is held one year later).
 2. The proposal is sent to the committees for further work and expected to return to the next department meeting the following year.
 3. The proposal is rejected.
4. Delegates' Assembly
Once a proposal is approved at the department meetings it is sent to the next annual Delegates' Assembly. This means the proposal is again published this time in the DA agenda not the department agendas. The Delegates act on the proposal with the same basic options as are available to the department. The only essential difference is the Delegates' Assembly may not modify the proposal directly. The Assembly can make suggestions for modification, but the modified text must be resubmitted to the next Assembly for action.



Procedure for Regulation changes

- A change is proposed.
Any of the FEIF departments, member associations, committees or the Board of FEIF may propose a change to the regulations. This proposal may be made at any time but is ideally made before the deadline for the final departmental agendas at the annual FEIF Conference are distributed.
- The proposal is scheduled in the department meeting(s).
The relevant FEIF Directors schedule a discussion of the proposals in their departments. If a proposal is known at the time of the committee meetings in the Fall, the proposal is added to the committee meeting agenda so the committee's recommendations can be added to the discussion. If the proposal is presented after the committee meetings, is it scheduled for the department meeting(s) at the FEIF Conference.
- Recommendation to the Board of FEIF for final approval



GENERAL REGULATIONS



G1 Code of Ethics and Code of Conduct (FEI)

G1.1. Introductory remarks

All persons and corporate bodies (e.g. riders, judges, organisers, other officials, and associations) involved in Icelandic horse competitions and other Icelandic horse events are committed to fair, comradely and sportsmanlike behaviour to one another, and correct behaviour as a rider towards the horse. It is to be taken for granted, that the internationally established principles for the prevention of cruelty to animals are respected and adhered to unreservedly at all times.

G1.2. Ethics statement

FEIF unites people in their passion of the Icelandic horse. In the process of doing so FEIF stresses the following principles, which have been adapted from the FEI values.

Respect for the horse

FEIF and its member associations put the welfare of the horse first in everything they do. Horse welfare receives focus through education, health and equipment checks at competitions and breeding shows, research on topics such as ideal hoof length, strict doping Rules and the FEIF veterinary committee, which provides advice on the welfare of our horses.

Equality

Equestrianism is one of the few sports where men and women compete on equal terms. There is no maximum age limit for competing athletes.

Fair Play

At all levels, only the best horse-rider combination should win fairly, having competed under even and equitable conditions and under Rules that are themselves fair, realistic, and applied with scrupulous care and even-handedness. No result can be meaningful or valid if it has not been achieved on "a level playing field".

Cooperation with the horse

Equestrianism is the only sport that involves two athletes, equine and human. It is the successful partnership between these two elements; the relationship of confidence and respect that is built up between them, that makes the sport so exceptional.

Respect for the environment

The conservation of the environment is important to FEIF. We encourage all involved to follow the [FEIF Code of Conduct](#) towards the environment.

Discrimination

FEIF does not tolerate any form of discrimination on the basis of race, gender, ethnic origin, religion, philosophical or political opinion, marital status or other grounds.



Principles translated into Codes of conduct

In order to turn these principles into practices we have outlined the behaviours we expect from FEIF officials, riders, participants, volunteers and spectators. Ethics are not dependent on a comprehensive set of Rules only, they come alive by the way we commit to our standards and act according to our principles. Beyond complying with a code of conduct, we ask each of us to be aware of these principles, to be aware of how difficult it can be to live up to them, and to support each other to make this our culture rather than a piece of paper.

All participants, riders, officials, trainers, instructors and others involved with our sport are expected to keep to the respective code of conduct. In some cases, they may be asked to sign a code of conduct to make their commitment clear. However, even without signing this, each person will be expected to have accepted the code of conduct by taking a certain position or taking part in our events.

G1.3. Code of Conduct: Welfare of the horse

This code of conduct is based upon the Codes of Conduct of the Fédération Equestre Internationale (FEI). In case of changes always the latest version of FEI applies.

The FEI requires all those involved in international equestrian sport to adhere to the FEI Code of Conduct¹ and to acknowledge and accept that at all times the welfare of the Horse must be paramount. Welfare of the horse must never be subordinated to competitive or commercial influences. The following points must be particularly adhered to:

G1.3.1 General Welfare:

- a. Good Horse management
Stabling and feeding must be compatible with the best horse management practices. Clean and good quality hay, feed and water must always be available.
- b. Training methods
Horses must only undergo training that matches their physical capabilities and level of maturity for their respective disciplines. They must not be subjected to methods which are abusive or cause fear.
- c. Farriery and equipment
Foot care and shoeing must be of a high standard. Equipment must be designed and fitted to avoid the risk of pain or injury.
- d. Transport
During transportation, horses must be fully protected against injuries and other health risks. Vehicles must be safe, well ventilated, maintained to a high standard, disinfected regularly and driven by competent personnel. Competent handlers must always be available to manage the horses.
- e. Transit
All journeys must be planned carefully, and Horses allowed regular rest periods with access to food and water in line with current FEI guidelines.

¹ https://inside.fei.org/sites/default/files/Code_of_Conduct_Welfare_Horse_1Jan2013.pdf



G1.3.2 Fitness to compete

a. Fitness and competence

Participation in presentation must be restricted to fit horses and athletes of proven competence. Horses must be allowed suitable rest period between training and competitions; additional rest periods should be allowed following travelling.

b. Health status

No Horse deemed unfit to compete may compete or continue to compete, veterinary advice must be sought whenever there is any doubt.

c. Doping and Medication

Any action or intent of doping and illicit use of medication constitute a serious welfare issue and will not be tolerated. After any veterinary treatment, sufficient time must be allowed for full recovery before presentation.

d. Surgical procedures

Any surgical procedures that threaten a competing horse's welfare or the safety of other horses and/or Riders must not be allowed.

e. Pregnant/recently foaled mares

Mares must not be presented after their fourth month of pregnancy or with foal at foot.

f. Misuse of aids

Abuse of a horse using natural riding aids or artificial aids (e.g. whips, spurs, etc.) will not be tolerated.

g. Bleeding

The welfare of the horse must be paramount in all competitions. At the moment a judge suspects that a horse is actively bleeding during a test the judge must therefore ask for an inspection on the horse. When failing the check, the combination will be subject to disciplinary measures according to the relevant rules for breeding shows or sports competitions.

h. Artificial support

Horses that need any artificial support on hooves other than permitted equipment, may only compete if the chief judge accepts it. It is advisable to have the artificial support checked before the first start of the competition.

G1.4. Veterinary Rules

At competitions open for national and international riders, an official veterinary surgeon, who is responsible for the good health and well-being of the Icelandic horses taking part, must be appointed and be on call or on site.

The horses taking part in Icelandic horse competitions must be free from any infectious or contagious disease and must not come from infected stock. Proof that the vaccination requirements according to the Veterinary Rules of FEI have been adhered to must be provided on request.

If a horse appears to the majority of the judges or to the veterinary surgeon to be unfit to compete (lameness, lack of fitness, doping etc.), the chief judge or the official veterinary



surgeon can order a veterinary examination to be carried out. The decision on whether the horse is fit to compete rests with the official veterinary surgeon. There is no right of appeal.

G1.5. Play Clean

Drug misuse can be harmful to the health of riders, and the use of doping substances or doping methods damages the integrity, image and value of the sport, whether or not the motivation to use drugs is to improve performance.

In its mission to preserve the integrity of competition, inspire true sport, and protect the rights of athletes, FEIF believes that every athlete has the right to compete on a clean and level playing field, free from the pressures and influences of performance-enhancing drugs.

G1.6. Fair Play and Equestrian Sport²

Fair play and equestrian sport

The equestrian disciplines, in common with other sports, depend heavily for their credibility, public acceptance and ultimate survival upon their adherence to the sportsman's code of fair play. Behind this precept lies the premise that the best man, woman or team should win fairly and squarely, having competed under even and equitable conditions and under Rules that are themselves fair, realistic, and applied with scrupulous competence and even-handedness. No result can be meaningful or valid if it has not been achieved "on a level playing field."

Translating the abstract ideals of fair play into practice requires the collaboration of all those who participate in any way in the competition, i.e., not only the competitors, officials, organisers and federations, but also even the owners, trainers, spectators and media. Each of these groups has an important role to play in enhancing both the image and the reality of equestrian sport, by respecting the spirit of fair play as embodied in the Rules and by insisting that the best interests of the sport and the welfare of the horse are placed above all else. Some additional considerations that especially concern particular groups are noted below:

Responsibilities of competitors, coaches and trainers

The competitors themselves play a highly critical role in promoting and safeguarding fair play in their sport. For whatever the responsibilities or actions of others, in the end it is the competitors who can most directly influence whether or not the play is fair by understanding all the Rules that govern their discipline, and by faithfully observing them even when nobody is watching.

High profile competitors must recognise how influential their example can be for others and accept their responsibilities as role models. This applies to their actions both on and off the horse, and in the warm-up area as well as the competitive arena.

Coaches and trainers can also help to promote fair play by setting a good example and by discouraging disrespect for the Rules or acts of discourtesy by competitors under their supervision. Older advisers clearly exert as important an influence by their example as by their instruction.

Responsibilities of governing bodies

The governing bodies of equestrian sport not only formulate the Rules, but also qualify and licence the officials, approve the dates and programmes of the major competitions, and often

² http://www.feicleansport.org/fair_play.html



act as the final level of judicial authority. They must make every effort to ensure that their Rules are fair, based firmly on reality and applied accurately and consistently by officials of demonstrated competence and impartiality. They must also do everything they can to enhance and promote the quality of the disciplines and their attractiveness for spectators and competitors alike through a proactive use of their executive powers. Finally, they must recognise that neglect or disregard of the ideals of fair play reflects both on the sport and on the organisations responsible for its conduct.

Responsibilities of judges, ring masters, veterinarians and all other officials

Officials exercise exceptional authority, which in turn requires them to assume exceptional responsibilities. Their overall effectiveness, no matter what their particular duties, depends not only on their technical competence and intimate knowledge of the Rules, but also on their maturity of judgment, self-control, flexibility and basic fairness and integrity. Beyond this, all officials must be scrupulously careful to guard against any appearance or actuality of conflict of interest. In all questionable cases it is always wiser to acknowledge a possible source of a conflict of interest and stand aside rather than permit suspicions to gain strength.

Responsibilities of journalists and other media

The media have their own standards of journalistic integrity but have to work within the constraints imposed by editors, publishers and producers. Even so, they can make an important contribution to the public's appreciation of fair play through their reportage and commentary, and especially, by placing the events and incidents they cover into a fair and balanced perspective and resisting the temptation to oversimplify or over-dramatize a story.

Responsibilities of spectators

Spectators attend equestrian events for their own pleasure and cannot be denied the right to express their own feelings. Nonetheless, basic fairness should dissuade them from attempting to influence the performances of the horses or the decisions of the judges. Audiences should carefully avoid acts that might upset the horses, such as untimely movement, applause or flash photography, especially in venues that bring them into close proximity to the competitors.

All types of artificial noisemaking devices are expressly prohibited at competitions and breeding assessments. Use of such devices may result in expulsion from an event.

Though it is easy to more or less ignore the spectators and let them fend for themselves, it is important for them to be provided with programme material and commentaries that help them not only to understand what is going on, but also to appreciate the skill and sportsmanship of all the competitors, and to applaud even if their hero or favourite team is not winning. Every time the spectators are neglected, a precious opportunity to invest in the future of the sport has been lost, no matter how well everything else has been handled.

G1.7. Suspension of Officials

Any person serving FEIF in an official capacity including Board members, Committee members, persons elected by the Delegates' assembly, persons appointed by the Board of FEIF, and judges licenced by FEIF shall be placed on provisional suspension when under criminal charge for a violent or sexual offense. The suspension shall be made permanent if the person in question is convicted of the offense. All officials are obliged to self-report charges and convictions. Failure to do so shall result in an immediate, permanent suspension.



G2. Riders, Judges and Officials

G2.1. Riders

G2.1.1. General

A rider suspended in any one FEIF country for transgression of the Rules and ideals may not compete or show breeding horses in other FEIF countries until that suspension has been lifted. This is valid for sport and breeding, no matter in which the ban or warning was issued.

G2.1.2. Punctuality (in Breeding)

A combination will be recorded as a “no show” if it fails to appear for its assessment after three calls within three minutes, providing the timetable has been kept to. For Sport see S7.7.

G2.1.3. Liability

Participation in all presentations is at the risk of the rider, holder or owner. Neither FEIF nor the organiser accepts any liability whatsoever.

G2.1.4. Eligibility of riders

Riders should be members of an organisation affiliated to FEIF.

For any event with age limitation the January of the year of birth is valid for the age of the rider.

In international competitions where there are no special classes for young riders, riders aged 16 (i.e. who turn 16 in the given calendar year) or over may compete in the adult classes.

A rider can only represent one country in a specific year for the purposes of “international” competition. (for types of competitions, see G5)

Any change of sport nationality must to be registered with FEIF before April 1 in a specific year using the form published on the FEIF website for this purpose.

Riders who are not listed by FEIF are assumed to have a sport nationality determined by their most recent participation in an international competition. This does not constitute a change of representation.

Upon the first change of representation, the change will be effective immediately. For further changes, a rider shall not have taken part in competitions for the country they previously represented in the two years prior to the first competition they wish to compete in under their new representation. In special and exceptional circumstances, the Board of FEIF may grant exceptions for justifiable cases, with the agreement of the member associations concerned.

Riders who start in an international competition representing a nation other than that of their sport nationality will receive an immediate 6-months ban effective from date of the illegal start.

G2.1.5. Riders with disabilities

Riders classified as disabled athletes (being in possession of an official certificate) are welcome to participate in competitions in regular classes, FEIF's Rules and Regulations apply in full. Reasonable adjustments are allowed to compensate for physical disadvantages



to create a level playing field (such as a special saddle, special stirrups, two whips, helpers, etc.).

A disability card, as well as a certificate with the description of function-specific and individual aids, issued by a competent body, has to be provided to the event organization at the registration to the event. The chief judge will be informed by the tournament organiser.

G2.1.6. Helmets

At all times when mounted at a breeding show and/or sport competitions riders must wear a CE or similar approved riding helmet. Body protectors are allowed.

G2.1.7. About riders in sport events

Only the entered rider of a combination may mount a horse between arriving at the competition grounds and finishing the last entered test. Helpers are allowed to single-lunge or exercise the horse as long as they are not preparing the horse for a better performance. The Chief Judge may grant exceptions.

No one other than the horse and rider combinations may be present inside the collecting ring during the tests. Excepted from this is help with clothes and equipment before entering the track. The rider may not receive any outside assistance while competing. No use of communication device of any kind is allowed in the collecting ring or competition tracks.

The horse and rider combination must be the same in the preliminary and final rounds. However, if it is clearly set out in the invitation, the organiser may allow a rider to be substituted in the finals if they qualify with more than one horse.

- **Riders' dress/equipment**
At sport competitions riders should wear a riding jacket or plain sports pullover or waistcoat, riding breeches with riding boots or jodhpurs with Jodhpur boots. In pace race and pace tests, riders should wear riding breeches with riding boots or jodhpurs with Jodhpur boots, but otherwise may be dressed casually. Spurs are forbidden.

G2.1.8. About riders and handlers at breeding shows

The same rider should present the same horse during the entire assessment. However, a different rider may present the horse in the 2nd assessment. Riders must be sober and demonstrate respectful, correct riding. Riders, owners, and handlers must behave fairly and courteously towards the show staff and officials. In case of misconduct, the jury, judges or show manager can reprimand, or if necessary, dismiss the persons involved from the show.

G2.2. Judges

In most cases judges start at national level, and their training, examining structure and licence system is regulated by national associations. The international level of all judges is regulated and licenced by FEIF. FEIF international judges must be members of a national association.

G2.2.1 Sport judges

Sport judges are officials adjudicating at sport tournaments. Sport judges ensure that Rules are being followed, that events are carried out in the fair spirit of good sportsmanship and that the welfare of the horse is kept paramount at all times.



The sport judge licences have various degrees, the license as a FEIF International Sport Judge being the most advanced. The responsibility for basic education, training and certification of sport judges at lower level lies with individual FEIF member associations. The sole right to certificate FEIF Licenced International Sport Judges lies with FEIF.

To become a FEIF Licenced International Sport Judge a candidate must pass an examination held by FEIF. The FEIF director of sport is responsible for the examination, both the content of the procedure and the examination's execution. Candidates for the examination must fulfil the requirements of participation and be entered by a FEIF member association, hold a licence as a sport judge at a national level and be at least 21 years of age.

Once passed the examination, the candidate will receive a licence as FEIF International Sport Judge for the period of three years.

In order to renew the licence for another period of three years a FEIF International Sport Judge must fulfil requirements set by the Board of FEIF.

FEIF International Sport judges are represented within FEIF by the Sport Judges Committee that operates under the auspices of the FEIF Director of Sport.

G2.2.2 Breeding judges

A highly experienced breeding judge, who is approved by a FEIF member association and has passed the qualifying FEIF test for international breeding judges. The sole right to certificate FEIF International Breeding Judges lies with FEIF.

G2.3. Officials

G2.3.1 Ring Master

Ring Masters support the judges in a practical sense. Ring Masters operate under the responsibility of the Head Judge of a test or the Chief Judge of the event. A Ring Master is preferably a judge.

At any event, a sufficient number of Ring Masters should be available.

- a. inspection of equipment and the presence of wounds directly after the end of the presentation
- b. at competitions, overseeing the warming up area and inspections of training facilities and stabling areas

G2.3.2 Ring Steward

Ring Stewards support the organiser and the speaker in a practical sense. Ring Stewards operate under the responsibility of the tournament leader/organiser. At smaller events, the functions of Ring Stewards and Ring Masters may be combined.

At any event, a sufficient number of Ring Stewards should be available for:

- a. helping the speaker to keep the time schedule and the starting order
- b. supplying the speaker with information about the rein in finals
- c. informing riders about the progress of the current test or breeding show



G2.3.3 Speaker

The speaker is instrumental in moving an event along at the desired pace and according to its schedule, providing audibly all information on the objectives and content of any given test and its participants (horses and riders). All competitors and officials have to be treated with fairness and respect; the speaker must also be familiar with applicable rules for the event as well as common standards and practices, thus building a coordinating and helpful bridge between participants, officials and the audience. The speaker is available at all times for radio contact with the chief judge and is assisted with up-to-the-minute input from the secretariat (starting order), calculations/results operators and Ring Masters.



G3. The Icelandic horse

G3.1. Description of the Icelandic horse breed

Origin

The Icelandic horse breed originates from Iceland where it has been bred, without any known introduction of foreign genetic material, since the island was settled around the year 900 AD. Its closest relatives today are assumed to be the native horse breeds of Scandinavia and horse breeds of the British Isles. The Icelandic horse is pure-bred with all ancestors traceable to Iceland.

Size

The height of the Icelandic horse generally ranges from 125 to 145 cm when measured with a stick at the highest point of the withers. The average for mares is 136 cm and for stallions 138 cm. The fully mature Icelandic horse weighs around 300 kg to 400 kg.

Colours

Most known horse colours and markings can be seen. The most dominant colours are chestnut, black and bay but grey and tobiano are also quite commonly found. More than one hundred colour varieties may be found in the Icelandic horse breed.

Conformation

Conformation may vary considerably but a typical Icelandic horse is rectangular and compact in shape. Typical of the breed is a sloping croup, a long, thick mane and tail, and a thick, protective coat in winter.

Performance

The Icelandic horse is a riding horse. The horse is unique in its gaits and virtually all Icelandic horses have tölt in addition to walk, trot, and canter/gallop. Many horses have the additional gait of very fast (flying) pace. As a riding horse it is extraordinarily versatile - a capable, willing horse for pleasure riding, and for sport competitions, suitable for adults and children. The horse is tough, independent, yet sociable and easy to get on with, is self-assured and has good staying power.

Longevity

The horse matures slowly and is generally not fully grown until the age of six or seven. It has a long active life span (25-30 years is not unusual).

Health

The overall health of the Icelandic horse is very good. Fertility is high and both sexes can be fit for reproduction up to the age of 25 to 27 years.

G3.2. Description of the Gaits³

The gaits of the Icelandic horse are defined here. These are basic definitions describing the beat, footfall sequence and movements in each stride. Ideal movements pertaining to each gait will be described, as well as deviations from the correct beat. The different speeds at which the horse should be shown in all existing disciplines covered by the FEIF Rules are described as well.

³ The basic definitions are based on a study made by Gunnar Reynisson at the University of Hvanneyri. You can find the study "Definition of the Gaits" by Gunnar Reynisson at www.feif.org



G3.2.1 Walk

The walk is a symmetrical, four beat stepping gait with a lateral movement. Ideally it should have a regular rhythm with even time interval between ground contacts of each limb (that is, a forelimb lands about 1/4 of stride duration after the ipsilateral hind limb). The limb sequence is: left hind leg, left foreleg, right hind leg and right foreleg. It is a gait without suspension and has eight phases during the walk stride and the support phases alternate between bipedal and tripedal support.

Ideal movements in walk

In walk the horse should be supple and move energetically in an even four-beat with long strides, clearly resting in the steps. Head and neck move rhythmically up and down in balancing gestures and the horse's spinal column is springy and without tension. The horse is active in hind legs and back, body movements are obvious and the tail swings freely with each stride.

Faults in walk

A. Pacey walk

It is considered undesirable when the walk is pacey; when lateral limbs move forward almost simultaneously and the time interval between ground contacts of lateral legs is too short. Then the walk is said to have a lateral couplet, which is when the time interval between ground contacts of ipsilateral limbs is shorter than 1/4 of the stride duration.

B. Trotty walk

During walk it is also undesirable if the time interval between ground contacts of diagonal limbs is too short. In this case the walk has lost the purity of the four-beat and the walk is too close to trot. Then the walk is said to have a diagonal couplet, that is, when the time interval between ground contacts of lateral limbs is longer than 1/4.

C. Stiff walk

The rhythm is an even four-beat rhythm, but the horse's body lacks suppleness. The back is inactive and stiff, and the movements are not flowing through the body of the horse.

D. D. Rushed walk

It is a fault if the horse is not resting in each step and is rushing when walking.

Walk can be performed as follows:

A. Walk

The rider should have the riding skills necessary to allow the horse to show a clear-beat and energetic walk. The horse moves forward in an open form with a relaxed topline.

B. Medium walk

A clear, regular and unconstrained walk of moderate lengthening. The horse, remaining "on the bit", walks energetically with a long neck and rounded, relaxed topline with even and determined steps, the hind feet touching the ground in front of the hoof prints of the fore feet. The rider maintains a light, soft and steady contact with the mouth, allowing the natural movement of the horse's head and neck.



C. Collected walk

The horse remains "on the bit", moves resolutely forward, with its neck raised and arched and showing a clear self-carriage. The head approaches the vertical position and a light contact is maintained with the mouth. The hind legs are engaged with good hock action. The pace should remain marching and vigorous, the feet being placed in regular sequence. The steps cover less ground and are higher than at the medium walk, because all the joints bend more markedly. The collected walk is shorter than the medium walk, although showing greater activity.

D. Extended walk

The horse covers as much ground as possible, without haste and without losing the regularity of the steps. The hind feet are clearly overreaching. The rider allows the horse to stretch head and neck (forward and downward) without losing contact with the mouth and control of the poll. The nose must be clearly in front of the vertical.

E. Free walk

The free walk is a pace of relaxation in which the horse is allowed complete freedom to lower and stretch out the head and neck. The degree of ground cover and length of strides, with hind feet stepping clearly in front of the footprints of the front feet, are essential to the quality of the free walk.

F. Stretching on a long rein

This exercise gives a clear impression of 'throughness' of the horse and proves its balance, suppleness, obedience and relaxation. In order to execute the exercise "stretching on a long rein" correctly, the rider must lengthen the reins as the horse stretches gradually forward and downward. As the neck stretches forwards and downwards, the mouth should reach more or less to the horizontal line corresponding with the point of the shoulder. An elastic and consistent contact with the rider's hands must be maintained. The pace must maintain its rhythm, and the horse should remain light in the shoulders with the hind legs well engaged. During the retaking of the reins the horse must accept the contact without resistance in the mouth or poll.

G3.2.2 Trot

Trot is a symmetrical two-beat, diagonal gait with a moment of suspension. Trot includes four phases. The horse moves the left hind leg and the right front leg (the right diagonal pair) together and the right hind leg and left front leg (the left diagonal pair) together. The diagonal support phases are separated by swing phases.

Ideal movements in trot

In trot the horse should have an arched neck and a rounded, relaxed topline. The horse should go forward with suppleness, impulsion, in even rhythm and with obvious suspension. Trot should possess roomy strides and be a pure two-beat gait. The back is elastic, and the movement runs through the horse's body.

Faults in trot**A. Four-beat trot**

The most common fault with trot is a four-beat trot. The diagonal legs become dissociated. This can happen in two ways; the fore limb of the diagonal pair hits and leaves the ground before the hind limb. Then the hind limb of the diagonal pair can hit and leave the ground before the fore limb.



B. Loss of suspension in trot

The trot is also considered faulty when it has a pure beat but lacks a moment of suspension. In this case the horse maintains a pure two-beat rhythm, but hardly leaves the ground. This results in decreased swing phase and the horse becomes earthbound.

C. Lack of trunk movements in trot

It is a fault if trunk movements are lacking during trot. Then, action is lacking in the horse's back and the movement does not run through the horse's trunk like it should. The horse is a leg mover but not a body mover.

D. Irregular beat in trot

It is a fault if the trot has an irregular beat. The trot can be three-beat, i.e. one diagonal pair of limbs is dissociated but the other is not or, for instance, more or less mixed with canter. The movements of the left and right sides of the horse are not symmetrical and the trot does not show a pure two-beat.

Trot can be performed as described below.**A. Trot**

The rider should have the riding skills necessary to allow the horse to show a clear beat and energetic trot. The horse moves forward in an open form with a relaxed the topline. A slack of the rein/loose rein is recognized as long as the rhythm of the trot is maintained.

B. Working trot (previously described as slow trot)

This is a pace between collected and the medium trot, in which a horse's training is not yet developed enough and ready for collected movements. The horse shows proper balance and, remaining "on the bit", goes forward with even, elastic steps and good hock action. The expression "good hock action" underlines the importance of an impulsion originating from the activity of the hindquarters.

C. Collected trot

The horse, remaining "on the bit", moves forward with the neck raised and arched. The hocks, being well-engaged and flexed, must maintain an energetic impulsion, enabling the shoulders to move with greater mobility, thus demonstrating complete self-carriage. Although the horse's steps are shorter than in the other trots, elasticity and cadence are not lessened.

D. Medium trot

This is a pace of moderate lengthening compared to the extended trot, but "rounder" than the latter. Without hurrying, the horse goes energetically forward with clearly lengthened steps, with impulsion from the hindquarters, good back bearing and high movements. The rider allows the horse to carry the head a little more in front of the vertical than at the collected and the working trot, and to lower the head and neck slightly. The steps should be even, and the whole movement balanced and unconstrained.

E. Extended trot

The horse covers as much ground as possible. Without hurrying, the steps are lengthened to the utmost as a result of great impulsion from the hindquarters. The rider allows the horse to lengthen the frame and to gain ground whilst controlling the poll. The fore feet should touch the ground on the spot towards which they are pointing. The movement of the fore and hind legs should reach equally forward in the moment of extension. The whole movement should be well-balanced and the transition to collected trot should be smoothly executed by taking more weight on the hindquarters.



F. Fast trot

During fast trot the horse extends its topline more; head and neck become extended. At high speed in trot diagonal legs can become dissociated and the forelimb then hits the ground slightly before the diagonal hind limb. Trot at high speed is still considered a two-beat gait since the divergence from synchronous movements of diagonal legs is not noticeable.

G3.2.3 Canter

Canter is an asymmetrical, three-beat gait with suspension. Canter has six phases, the footfall sequence being in right lead canter: left hind - right hind: left front - right front leg-suspension. The horse lands first on the left hind leg; then it lands simultaneously on right hind and left front leg (diagonal legs hitting the ground simultaneously) and last on the right front leg. The horse ends the stride with a moment of suspension after it has landed on the right front leg. The footfall sequence in left lead canter is: right hind leg - left hind leg: right front leg - left front leg - suspension. During canter the support phases alternate between uni-, bi- and tripod support in a single stride.

Ideal movements in canter

A good canter has balance and light, supple movements. The horse should have an arched neck and rounded relaxed topline and engaged hindquarters. The movements of the front quarters are light and unconstrained. The horse has a clearly visible suspension and a pure three-beat rhythm.

Faults with canter

A. Four-beat canter

The canter is faulty if it is four-beat. Then there is a dissociation of the diagonal limb pair with ground contact of the hind leg in advance of the diagonal foreleg.

B. Pacey canter

The canter is faulty, when it has a four-beat rhythm and the front leg of the diagonal pair lands before the hind leg. This is called a pacey or lateral canter. When this is the case, the horse is on the forehand and the lateral legs; the left fore and hind legs and the right fore and hind legs move almost together in a lateral movement.

C. Lack of trunk movements in canter

It is a fault if trunk movements are lacking during canter or gallop. Then, action is lacking in the horse's back and the movement does not run through the horse's trunk. The horse is a leg mover but not a body mover. This can happen when the horse is not uphill; the hindquarters are higher than the front part of the horse and suspension is obvious in the hind. The movements of the horse are stiff and the horse is on the forehand.

D. Disunited canter

Disunited or cross canter occurs when the footfall sequence is different from correct canter. If this happens during competition or a breeding judgment, the horse will receive a low or no mark for canter, depending on the duration of the disunited canter. The horse mixes right and left canter. The horse may have disunited canter on the left or the right lead. In the case of a left lead disunited canter the horse lands first on the left hind leg, then on right hind leg and right front leg and then on left front leg. In the case of right lead cross-canter the horse lands first on the right hind leg, then on left hind leg and left front leg and then on right front leg.



Canter can be performed as described below:**A. Canter**

The rider should have the riding skills necessary to allow the horse to show a clear beat and energetic canter. The horse moves forward in an open form with a relaxed topline. A slack of the rein/loose rein is recognized as long as the rhythm of the canter is maintained.

B. Working canter (formerly defined as slow canter)

This is a pace between the collected and the medium canter, in which a horse's training is not yet developed enough and ready for collected movements. The horse shows natural balance while remaining "on the bit", and goes forward with even, light and active strides and good hock action. The expression "good hock action" underlines the importance of an impulsion originating from the activity of the hindquarters.

C. Collected canter

The horse, remaining "on the bit", moves forward with the neck raised and arched. The hocks, being well-engaged, maintain an energetic impulsion, enabling the shoulders to move with greater mobility thus demonstrating self-carriage and an uphill tendency. The horse's strides are shorter than in the other canters, without losing elasticity and cadence.

D. Medium canter

This is a pace between the working and the extended canter. Without hurrying, the horse goes forward with a clear beat, clearly lengthened strides and impulsion from the hindquarters, good back bearing and high movements. The rider allows the horse to carry the head a little more in front of the vertical than in the collected and working canter, and at the same time allows the horse, to lower the head and neck slightly. The strides should be balanced and unconstrained.

E. Extended canter

The horse covers as much ground as possible. Without hurrying, the strides are lengthened to the utmost. The horse remains calm, light and straight as a result of great impulsion from the hindquarters. The rider allows the horse to lengthen the frame with a controlled poll and to gain ground. The whole movement should be well-balanced and the transition to collected canter should be smoothly executed by taking more weight on the hindquarters.

F. Gallop

Gallop is an asymmetrical, four-beat gait with a moment of suspension. Footfall sequence during right lead gallop is: left hind leg – right hind leg – left front leg – right front leg – suspension.

When the horse increases the speed in canter it turns into a four-beat gait at some point, then referred to as gallop. Gallop is an extended gait, where the horse lengthens its strides, covering more ground. The horse springs smoothly with engagement and flexion of the loins. The horse lifts the front quarters well off the ground and stretches in a flowing movement, showing good suspension.

The difference between canter and gallop is that during gallop the horse does not hit the ground simultaneously with diagonal legs, but first with the hind leg of the diagonal pair and then with the front leg. During gallop support phases alternate between uni-, bi- and tripodal support in a single stride.



G3.2.4 Tölt

The tölt is a symmetrical four-beat gait with lateral sequence of footfalls and eight phases. The footfall sequence is left hind leg - left foreleg - right hind leg - right foreleg. Ideally it should have a regular rhythm with even time interval between ground contacts of each limb, at any speed (that is, a forelimb lands about 1/4 of stride duration after the ipsilateral hind limb). However, in slow tölt the stance phase of the hind legs is longer than the stance phase of the front legs.

It is a gait without suspension. However, it has half-suspension, both in front and hind and is therefore considered a running gait. The support phases during the tölt stride alternate between bipedal and unipedal support. The tölt is ridden at various speeds.

Ideal movements in tölt

Characteristic of true tölt is suppleness and fluid movements. The horse should move in balance, with strong and active back and active hind quarters. The movements of the front part are light and free. The horse's rhythm is a pure four-beat rhythm, which runs fluently through the horse.

Faults in tölt

A. Pacey tölt

In tölt it is undesirable if the interval between ground contacts of lateral limbs is too short. Then the correct four-beat rhythm is lost and the tölt resembles pace too much. This is called pacey tölt. Then the tölt is said to have a lateral couplet, which is when the time interval between ground contacts of ipsilateral feet is shorter than 1/4 of the stride duration.

B. Trotty tölt

During tölt it is also undesirable if the interval between ground contacts of diagonal legs is too short. In this case the tölt has lost the purity of the four-beat and the tölt is too close to trot. Then the tölt is said to have a diagonal couplet, that is, when the time interval between ground contacts of lateral feet is longer than 1/4.

C. Stiff tölt

The rhythm is a pure four-beat rhythm, but the horse's body lacks suppleness. The back is inactive and stiff, and the movements are not flowing through the body of the horse.

D. Irregular beat

It is a fault if the tölt has an irregular beat, for instance is more or less mixed with canter. The movements of the left and right sides of the horse are not symmetrical and there is not an even time interval between ground contact of each four legs.

E. Tripedal support

At a very slow tölt, the half-suspension may disappear at the hind; then the horse supports itself on one front leg and both hind legs simultaneously (tripedal support). In this case the tölt is ridden more slowly than competition and breeding judgment requirements say and the gait is considered an interphase between walk and tölt.

Tölt can be performed as follows:

A. Tölt

The rider should have the riding skills necessary to allow the horse to show a clear beat and energetic tölt. The horse moves forward in an open form with a relaxed the topline and neck. A slack of the rein/loose rein is recognized as long as the rhythm of the tölt is maintained.



B. Slow tölt

The horse moves forward in a slow speed in an even four-beat rhythm, which runs fluently through the horse. The impression should be that the horse could easily tölt a 10-meter circle at that speed. The neck should be arched and the back active and rounded, the whole topline being without tension. The hindquarters are well engaged, and the movements of the forequarters are light and free. The horse should move in balance, with a strong and active back.

C. Medium tölt

This is a pace between the slow and the extended tölt. Without hurrying, the horse goes forward with clearly lengthened strides and impulsion from the hindquarters. The rider allows the horse to carry the head and neck more extended, with strong and active back and suppleness. The strides should be balanced and unconstrained.

D. Speed changes

Slow tölt is required on the short sides and on the curves, and medium tölt with a clear lengthening of strides is required on the long sides. The emphasis is on the smoothness of the transitions and sufficient distinction in speed due to the lengthening of the strides. Inharmonious extremes like “kick-starts” and “sliding stops” are not desirable.

E. Collected tölt

The horse, remaining “on the bit”, moves forward with the neck raised and arched. The hind legs being well-engaged, maintain an energetic impulsion, enabling the shoulders to move with greater mobility thus demonstrating self-carriage and an uphill tendency. The horse’s strides are shorter than in the other speed categories, without losing elasticity and cadence.

F. Extended tölt

The horse covers as much ground as possible while moving faster than in medium tölt. Without hurrying, the strides are lengthened to the utmost. The horse remains calm, light and straight as a result of great impulsion from the hindquarters. The rider allows the horse to lengthen the frame with a controlled poll and to gain ground.

G. Fast tölt

The horse should go in an even four-beat rhythm, which runs fluently through the horse. The horse should lengthen its strides and the head and neck becomes more extended than at slow tölt, the whole topline still being strong and without tension. The horse should move with a strong active back, engaged hindquarters and suppleness. The stance phase of front and hind legs becomes more even than at a slow tölt and diagonal bipedal support decreases.

H. Slow to medium tempo without rein contact

This section should show the natural movement without any rein contact from the rider. The horse should be in balance and have natural carriage.

The tempi are described in slow and medium tölt. However, the neck and head of the horse can be more extended than when ridden with active rein contact, provided that the horse still moves in balance, with strong and active back, engaged hind quarters, with suppleness and fluid movements.

G3.2.5 Pace**Description**

Pace is a symmetrical, two-beat gait with a moment of suspension, where lateral legs move almost synchronously back and forth. The footfall sequence is left hind - left front - suspension - right hind - right front – suspension. It is one of the front legs that propel the horse into suspension before the diagonal hind leg lands. At high speed in pace the footfalls



of the lateral limbs become dissociated with contact of the hind limb preceding the front limb on the same side. Pace is still considered a two-beat gait since the divergence from synchronous movements of lateral legs is not noticeable.

Ideal movements in pace

Pace should only be executed as flying pace: Secure, effortless, impressive with long strides with good period of suspension and excellent speed.

Pace is an energetic gait ridden at high speed, where the horse lengthens its strides. During pace the horse should lift its back and extend the head and neck forward. In the suspension-phase lateral front and hind legs are stretched far forward and the opposite legs are stretched far backward. Pace is considered pure if the moment of suspension is clearly visible and the divergence from synchronous movements of lateral legs is not noticeable.

Faults in pace

A. Four-beat pace

The so-called four-beat pace is undesirable. Pace is four-beat if the dissociation of lateral limbs becomes visible and time interval between ground contacts of lateral limbs becomes too long. With increased four-beat rhythm the horse's suspension-phase becomes shorter.

B. Stiff pace

It is also undesirable if the pace is stiff and with too much lateral movement. The movement goes too much to the sides of the horse and it is unable to proceed fast enough. If the horse's centre of gravity moves too forwards the front leg hits the ground before the ipsilateral hind leg and the horse switches to disunited canter. This change of gaits is referred to as jumping out of gait.

C. Irregular pace

It is a fault if the pace has an irregular beat and the horse is repeatedly losing its balance and jumping into gallop and then taking the pace again. This is often associated with too high neck-carriage, too much four-beat in the pace and the horse taking a few strides of gallop in between.

G3.3. Certification of origin

It is the responsibility of each FEIF member association to validate the pedigree of all registered Icelandic horses in its country and ensure that only pure-bred Icelandic horses are entered into WorldFengur, the official global register of the Icelandic horses/ Studbook of Origin. FEIF member associations must co-operate with all Icelandic horse studbooks recognised by the statutory bodies in its country. FEIF member associations must also co-operate with horse studbooks recognised by all other FEIF member associations, and those studbooks recognised by its statutory bodies, through international directives and agreements.

A pure-bred Icelandic horse is defined as one whose pedigree can be traced back *only* to Icelandic born horses. The FEIF registration group together with FEIF director of breeding shall make the final decision, in cases where the pedigree is open to question.

A national studbook restricted to Icelandic horses should only allow the entry of horses when these are holding recognised studbook registration papers issued in Iceland, in another FEIF member country, or are able to present documentation (blood-type or DNA analysis), which proves the lineage back to horses registered in a recognised Icelandic horse studbook of a FEIF member association, or in WorldFengur.



G3.4. Official and international Database: WorldFengur FEIF/BÍ

WF is the studbook of origin, and its role is registration of purebred Icelandic horses.

All data that is entered into or published in WorldFengur must be reliable and relevant to the breeding goals for the Icelandic horse breed. Information that is registered concerning phenotypes of horses is only relevant in WorldFengur when the identity of the horse has been verified with a microchip.

G3.4.1 Nature and purpose of WorldFengur Rules

WorldFengur (worldfengur.com) is the official global register of Icelandic horses/Studbook of Origin. The WorldFengur project of co-operation has been established between FEIF and Bændasamtök Íslands (BÍ). The terms of the co-operation are documented in a co-operation agreement. FEIF member associations may subscribe to WorldFengur by entering into a subscription agreement with BÍ.

WorldFengur is managed by the WorldFengur board made up of one to two members appointed by the board of FEIF, and the breeding leader of Iceland, and the head of the computer department of BÍ. The WorldFengur board is accountable to - BÍ and FEIF.

The chairman of the WorldFengur Board of Co-operation shall prepare a written annual report including a yearly financial statement describing the incomes and expenses of the Project. The report and financial statement is presented first to BÍ for comments and secondly to the annual FEIF meeting of national breeding leaders for final approval.

All data that is entered into or published in WorldFengur must be reliable and relevant to the breeding goals for the Icelandic horse breed. Information that is registered concerning phenotypes of horses is only relevant in WorldFengur when the identity of the horse has been verified with a microchip.

G3.4.2 International co-operation

Basic registration in WorldFengur of exported horses officially registered in the country of birth is performed free of any charges to any other FEIF member association by the authorised office of the country of birth.

For exported horses without a FEIF ID-number the country of birth shall be requested by the country of residence to allocate the FEIF ID-number and to register the horse in WorldFengur as promptly as possible.

To ensure an easy and prompt international co-operation all FEIF member associations shall name a WorldFengur contact person to be responsible of meeting the above request.

If the country of birth is not a subscriber to WorldFengur, the official registrar or any other office authorised as such by the national FEIF member association in the country of birth shall allocate the FEIF ID-number upon request from another FEIF member association.

Bændasamtök Íslands (BÍ) shall be the only official office authorised to perform Basic registration of a horse born in a non-subscribing country. Such a registration in WorldFengur is only possible upon a request from a subscriber. The data registration fee is to be paid by the FEIF member association of the country of birth.



G3.4.3 Entries in the register

A pedigree registration in the register means that

- The horse is identified by the FEIF International Identification number.
- The horse's pedigree meets the requirements of the FEIF Rules for Registration and Identification of Icelandic Horses and

Entries of any breeding assessment results means that they are achieved at a breeding show organised in accordance with the Icelandic assessment system or the FEIF rules for breeding shows.

G3.4.3.1 Responsibility

Only the Subscriber has the authority to add or change any Data relating to that Subscriber's Section of the database during the period of its subscription. For this purpose Section means that part of the database relating to horses registered by the subscriber as being located in the subscriber's country.

G3.4.3.2 Use of Information

WorldFengur is accessible to FEIF, BÌ, FEIF member associations, and their members for private use. Applications for research, educational or commercial use must be referred by the subscriber to the WorldFengur board for permission.

G3.4.3.3 Leaving WorldFengur

If a subscriber leaves WorldFengur then BÌ will provide the outgoing subscriber with a copy of the extractable data of all horses born in or registered as living in relation to that country, up to the level of the first Icelandic born ancestor in every branch of the pedigree, so as to assist it to re-establish and continue its studbook, keeping on its own account.

G3.4.3.4 Resolution of Dispute

Any disputes or complaints by individual horse breeders or owners shall be referred to the member country in the first instance. If the member country is unable to resolve the matter, the member country shall refer to the WorldFengur board for resolution or a decision. Any disputes or complaints by the member country shall be referred to the WorldFengur board. If a member country is dissatisfied with the outcome the matter may be referred to the annual FEIF meeting of national breeding leaders.

G3.5. Registration and identification of the horse

G3.5.1 FEIF International Identification Number (FEIF ID)

All horses registered in a recognised Icelandic horse studbook must have an identification number for the life of the horse, preferably according to the FEIF International Identification Number System (FEIF ID).

This number has international validity and is a unique identification of the horse in the population of all Icelandic horses in the world with the purpose to identify and register the horse in the global database: WorldFengur. The FEIF ID can only be allocated by the FEIF member association in the country of birth.

The FEIF Registration Group together with the FEIF Director of breeding shall be the final arbiter of nation of birth and thus the country code component of the FEIF ID.

The formula for the FEIF International Identification Number System is:

CCYYYYSRRRR



The components of the formula are:**CC** = Country Code (country of birth) comprising of two letters

AT = Austria	AU = Australia	BE = Belgium
CA = Canada	CZ = Czech Republic	DK = Denmark
FO = Faroe Islands	FI = Finland	FR = France
GB = Great Britain	GL= Greenland	DE = Germany
HU= Hungary	IS = Iceland	IE = Ireland
IT = Italy	LI= Lichtenstein	LU =Luxembourg
NL = Netherlands	LT= Lithuania	NZ= New Zealand
NO = Norway	PL= Poland	PT = Portugal
RO= Romania	RU= Russia	SI = Slovenia
ES= Spain	SE = Sweden	CH = Switzerland
US = United States		

YYYY = Century and year of birth comprising of four figures.**S** = Sex comprising of one figure. The codes are as follows:

1 = Male horse (colt, stallion or gelding)

2 = Female horse (filly or mare)

RRRRR = Unique serial registration number comprising of five figures identifying each specific horse within the country of birth. The system for allocating this number is at the discretion of the FEIF member association in each country.**The following rules apply to the FEIF International Identification Number System:**

- a. A FEIF International Identification Number is compulsory for horses (including their lineage back to horses registered in WorldFengur) participating in all international shows.
- b. The FEIF International Identification Number should be used on all official certificates relating to that horse.
- c. Other local/national numbers can be used on certificates, in addition to the FEIF International Identification Number, provided it does not create confusion. The FEIF International Identification Number should be clearly shown as such.
- d. Questions or problems regarding the FEIF International Identification Number should be referred to the Breeding leader of the appropriate FEIF member association. If the Breeding Leader is unable to resolve the matter, it shall be raised to the FEIF Registration Group.
- e. The FEIF-ID number must be registered into WorldFengur within a week of being issued on an official certificate relating to the horse. The FEIF-ID number is not valid until it has been registered into WorldFengur.

G3.5.2 Certificate of Origin / Horse Passport

Recognised studbook offices in the country of birth should issue a printed certificate of Origin/ Horse Passport with at least the following information:

1. Name and origin of the horse (in accordance with Icelandic naming traditions), see rules for naming Icelandic horses in G3.5.6),
2. FEIF International Identification number,
3. Year of birth,



4. Identification markings,
5. Colour and markings,
6. Pedigree certificate - 4 generations or until Icelandic born horses which have no further pedigree information,
7. Name and address of breeder,
8. Date and signature of issuing studbook officer,
9. Official stamp, name and address of the studbook office,

FEIF member associations fulfilling the above demands are allowed to have the FEIF logo printed on the Certificate or the Passport.

A Certificate of Origin from the issuing authority in the country of birth should not be withdrawn or replaced by a studbook office of the new country of residence, after exportation. On registering an imported horse, the studbook officer should record that the imported horse has been registered in the Icelandic horse studbook on the basis of an original certificate issued by a recognised studbook in the country of birth. Any replaced original Certificates of Origin shall be clearly marked with date, stamp and signature that the certificate is only valid when being accompanied by another (referred to by name of issuing authority) official Certificate of Origin.

In the case of the need to make major alterations to a pedigree, a name or the FEIF international identification number - the national studbook office and WorldFengur Office shall observe the following rules:

1. Any alteration has to be authorised by the officer in charge of the national studbook office.
2. A record shall be kept explaining the reason for the alterations and evidence that it is correct.
3. A record shall be kept of previous valid information.
4. Information about such alterations and the reason behind them must be registered in WorldFengur. The new information must be notified to the WorldFengur registrars in the country of location and the country of birth and be sent out to all FEIF member association breeding leaders.

G3.5.3 BLUP

Breeding values for the Icelandic horse population are estimated with the BLUP method and is the responsibility of Bændasamtök Íslands (BÍ). The calculations are done every fall as soon as possible and not later than one month after the last breeding show of the year. It is also done before Landsmót in Iceland. The development of calculations is the responsibility of the FEIF breeding evaluation group. This group is appointed in cooperation between the breeding leader of FEIF and the breeding leader of Iceland.

G3.5.4 Breeding programme for Icelandic horses

The breeding program aims at preservation and improvement of the Icelandic horse breed. Results from the FEIF / Icelandic breeding horse assessment system and estimated breeding values (BLUP) are used to select breeding horses, to realise and to monitor genetic gain in the population of Icelandic horses registered in WorldFengur.

- It is not recommended to use horses in breeding that have an estimated breeding value below average.
- Stallions used in breeding that are born in the year 2000 or later shall have proof of parentage by DNA analysis or blood type and those who are born in 2006 or later by DNA analysis.



- Stallions should not be used for insemination until they have confirmed natural covering.
- Mares used in breeding should preferably have recorded DNA analysis in WorldFengur.
- All horses used in the breeding programme must be identified and registered according to the FEIF rules.
- Stallions and mares that are used in breeding should be free from genetic defects such as bone spavin and defects in reproductive organs.

G3.5.5 Registration of mating

Each member country must have a functional procedure for registration of all matings in WorldFengur. Each mating record must include the FEIF ID of both the stallion and the mare, covering method, date of arrival of the mare OR first mating and date of departure of the mare OR last mating.

The stallion supervisor is responsible for the registration of matings and ensuring that the identity of the mare has been verified. In cases where the semen has been sent to a recipient, the mating record must be based on a document from an authorized insemination technician confirming the recipient mare's identity.

G3.5.6 Registration of horses born outside Iceland

A horse born outside Iceland can be registered in WorldFengur by the approved national breeding association in the nation state of its birth when:

- The horse is by a stallion and out of a mare, which are both registered in WorldFengur,
- The covering is registered in WorldFengur and complete proof of parentage is available by DNA analysis and
- If the father of the horse is born in the year 2000 or later, then he must have proof of parentage. If he is born 2000-2005 this may be by DNA analysis or blood type. If he is born in 2006 and later this must only be by DNA analysis.

G3.5.7 Registration of imported horses

- The recognized breeding association in a FEIF member nation state can register a horse imported from another FEIF member country in WorldFengur on their account when the original Certificate of Origin and horse passport issued by a studbook in the country of birth is presented to the studbook office.
- All other imported horses can only be registered in WorldFengur when proof of the lineage has been given by blood type or DNA-analysis back to horses born in Iceland.

G3.5.8 The naming of Icelandic horses in WorldFengur

- The FEIF Director of Breeding shall point out a "naming group" together with the Icelandic breeding leader that shall be consulted in case of questions about horse names.
- Horses can be registered in WorldFengur with name and origin. Each horse can have a maximum of two names in combination. Horses must be given names before (and cannot be changed after) they are shown at a breeding show or they compete in an official FEIF competition registered in WorldFengur. The name of a horse cannot be



changed after they have a registered offspring in WorldFengur. Horse owners can use the list of horse names in WorldFengur (which includes allowed names) as a reference. If the name they want to use is not in the list, they can apply for it (via the national registrars) and if the name is allowed, it is added to the list. The following rules apply for names of Icelandic horses registered in WorldFengur:

- The names that are registered in WorldFengur shall be in Icelandic and in accordance with Icelandic grammar and spelling. All Icelandic nouns have a grammatical gender which must agree with the gender of the horse.. The name shall be masculine for a stallion/gelding and feminine for a mare, neuter names and names consisting entirely of initials are not allowed. Names that have a vulgar or obscene meaning, names considered in poor taste, or names that may be offensive to religious, political or ethnic groups are not allowed. A preposition or grammatical equivalent to the word "from" in the native language shall be used; the Icelandic preposition "frá" and "fra" will also be accepted.

G3.5.9 Registered origin

Origin of horses is registered in WorldFengur with a unique Farm ID number that is connected to the country of birth. The origin is divided into two categories, Farm names and Stud names. Changes of origin is not possible when the horse has been assessed at a breeding show, competition results have been registered for the horse, or a passport has been issued.

- Farm names are names of the farm where the breeder of the horse lives or where the horse is born, given that there is an approval from the owner of the farm that the name is used as the origin of the horse.
- Stud names are the name of the breeding from a certain breeder. New stud names must not be registered into WorldFengur if the same name is used by another breeder if it is a protected brand name or a name of a place or location.

G3.5.10 FEIF guidelines for embryo transfer

- The surrogate mare must be pure-breed Icelandic with FEIF ID and DNA profile
- The parentage of surrogate and donor mare must be verified with DNA.
- The transfer product horse (foal) must be with DNA profile.
- Limitation of offspring per mare in one year:
 - max 2 foals with embryo transfer.
 - one foal (if there are twins – two) naturally carried out by the mother
 - max. 3 (4) offsprings per year.
- A clear sign in WorldFengur should indicate which offspring (s) are from surrogate mare(s)
- Cloned horses or their offspring are not permitted in WF.
- Gene manipulation is not permitted in Icelandic horse breeding.

G3.6. The FEIF WorldFengur registration group

G3.6.1 Terms of reference

The FEIF registration group together with FEIF Director of Breeding will consider all matters concerning the pedigree and certification of pure-bred Icelandic horses.



G3.6.2 Specific Duties

In cases where the pedigree is open to question, the FEIF registration group, together with FEIF Director of Breeding, shall be the final arbiter on a horse being pure-bred, or not.

The FEIF Registration Group together with FEIF Director of breeding shall be the final arbiter of nation of birth and thus the country code component of the FEIF-ID.

The head of the FEIF registration group, together with the naming group, shall be the final arbiter in any question of the naming of the horse.

In the pursuit of consistency and high standards, the FEIF registration committee will, provide guidance and assistance in the appropriateness, format and spelling of horse names.

In the pursuit of consistency and high standards, the FEIF registration group will propose registration protocols to be adopted by FEIF member associations, which take due account of international and nation legislation.



G4. Anti-Doping Procedures⁴

Anti-Doping programmes seek to preserve what is intrinsically valuable about comparison of results of athletes, human or equine. This intrinsic value is often referred to as "the spirit of sport"; it is the essence of Olympism; it is how we play true. The spirit of sport is the celebration of the human spirit, body and mind, and is characterized by the following values in all our shows and events.

- Ethics, fair play and honesty
- Health
- Excellence in performance
- Character and education
- Fun and joy
- Teamwork
- Dedication and commitment
- Respect for Rules and laws
- Respect for self and other participants
- Courage
- Community and solidarity

Doping is fundamentally contrary to the spirit of sport.

G4.1. Authority

The authority to test horses at Icelandic horse competitions and events rests with FEIF or any external Anti-Doping Organisation responsible for Testing at a competition or event. FEIF member associations do not have authority to conduct their own test under these rules.

FEIF shall conduct anti-doping testing at the World Championships.

Should a member association decide to have an anti-doping test in a competition organised by them, the member association shall contact FEIF, and FEIF shall conduct anti-doping at such a request of any member association. The Board of FEIF shall determine a fee to be paid for this service based on the location and number of horses to be tested. Arrangements for testing must be made 90 days before the first day of the competition or event.

FEIF must be informed within one week of the conclusion of a competition or event when an external organisation has acted as the testing authority. FEIF must also be informed within one week if a violation resulting in a disqualification or sanction is determined by an external authority. FEIF shall collect a fine of 1.000 € from any member association failing to report external testing or violations.

G4.2. Equine Anti-Doping and Controlled Medication Regulations (EADCMR)

The complete FEI *Equine Anti-Doping and Controlled Medication Regulations* (articles and appendices) currently in effect at the start of a competition or event are incorporated into this rule by reference. With the following substitutions:

FEI EADCMRs Reference	Replaced by
-----------------------	-------------

⁴ Doping rules are based on FEI



"FEI" all contexts other than the maintenance of the rules, procedures, and referenced lists	FEIF
FEI Tribunal	FEIF Disciplinary Board
FEI CAS (Court of Arbitration for Sport)	FEIF Arbitration Council

FEI remains the authority for the maintenance of the regulations and procedures.

G4.3. Disqualification & Sanctions

If a member association reports a violation determined by an external organization, any disqualification or sanctions are only enforced internationally if the violation involves a substance on the current FEI *Equine Prohibited Substances List*.



G5. Events

G5.1. FEIF events – general explanation

FEIF Events are events that are approved by the Board of FEIF, organized in accordance with the current Rules of FEIF, open for a wide international audience, and meeting high standards in terms of quality, organization and horse welfare. FEIF Events give participants a high-quality experience. The FEIF logo must be prominently displayed at a FEIF Event, and in all promotional information used for the event.

Absolutely required

- FEIF logo with reference to the FEIF web site in all communication
- Following FEIF rules whenever applicable
- (Also) Information in English, both before and at the event
- Explicit information for foreign audience, with recognisable information about identifiable riders and their performance

Where appropriate:

- Entrance check on all horses involved in accordance to our veterinary Rules
- Fit-to-compete check
- Exit checks on horses leaving the track
- Doping checks on 10% of the horses, in accordance with FEIF Rules
- All officials should adhere the Code of Ethics

An “international” competition being one in which extra-national titles are awarded on in which national teams competed against one another. Examples of such events include the World Championships, the Nordic Championships, and the Mid-European Championships.

G5.2. World Championships

The goal of the World Championships is to organize a large-scale event, which gives people an opportunity to enjoy the Icelandic horse culture and lifestyle. This means to organize World Championships where horse welfare comes first, and we connect Icelandic horse culture, lifestyle, enjoyment and passion with the local atmosphere. An event that promotes and improves the recognition of the pure-bred Icelandic horse. All actions concerning World Championships need to be in line not only with the letter of the Rules, but also with the spirit of this goal.

The World Championships for Icelandic horses are organized every second year in the name of FEIF, preferably in the beginning of August. World Championships include sport competitions and a breeding show, run according to the applicable sport and breeding Rules.

G5.3. Other Icelandic horse events

G5.3.1. Mid European Championships

Countries eligible to participate in the Mid-European Championships are Austria, Belgium, Germany, Great Britain, France, Italy, Luxembourg, the Netherlands, Slovenia and Switzerland. The event is organized every second year under the responsibility of the Mid-European committee and the organiser, being selected by the committee upon application by the countries willing to organize it and under approval of the countries eligible to participate. Every country may send a certain number of participants. The intention of the event is to offer high class sports event for individual riders and national teams following FEIF's Rules



and Regulations. The eligible countries decide every two years about the tests and the age classes.

G5.3.2. Nordic Championships

Countries eligible to participate in the Nordic Championships are the Nordic countries Iceland, Finland, Sweden, Norway, Denmark, and Faroe Islands. The event is organized every second year under the responsibility of the responsible country. The right to apply as organiser for the Nordic Championships is defined (Finland – Sweden – Denmark – Norway). The Nordic Championships follow FEIF's Rules and Regulations and offer a high-class sport event for individual riders. The tests are the same as at the World Championships and are judged for senior and junior classes.

G5.3.3. WorldRanking event

The FEIF WorldRanking is a system to compare results of riders of pure-bred Icelandic horses at selected sport events all over the world with each other. FEIF started the WorldRanking in 1995. It is a continuous system: every day a new ranking list is computed. The riders' position in the ranking lists may vary per day. Riders can check what events do count for the FEIF WorldRanking and what marks they did get at any WorldRanking event.

Any FEIF member association may organise WorldRanking events. FEIF grants WorldRanking status to events following an application available from and described on the FEIF website. WorldRanking events are conducted following FEIF's Rules and Regulations including the provisions of the World Ranking Addendum (Sport Rules and Regulations). Additional national or local tests may be offered at WorldRanking events. These tests are not defined in FEIF's Sport Rules but should be conducted following the General Rules.

G5.3.4. FEIF breeding show

In breeding shows, horses should first be judged for conformation, (after they have been measured) and after that for riding abilities. When all horses in the show have been judged there is a second ridden assessment in which all horses judged for riding abilities may participate. In breeding shows that last a whole week or longer it is allowed to arrange the second ridden assessment over more than one day.



G6. World Championships - Approved Information

World Championships are organised in the name of FEIF and FEIF is thus responsible for the way in which they are carried out. The board of FEIF sets these rules. It will not be possible to have a World Championship in non-European member countries.

The Organising Committee (OC) is responsible for the practical organisation of the event, the date and place are defined in an agreement with FEIF. The programme is made in cooperation between the OC and FEIF.

Each fully paid up member country can participate at the World Championships.

G6.1. General

1. The Board of FEIF decides 4 years in advance which country will host the World Championships. The Board of FEIF may enter into an agreement with a third-party to organise the World Championships if no member association is willing to take on the task.
2. The OC must set up a secretariat that is able to handle all enquiries in English and which will assist with problems associated with participation and attendance at the World Championships.
3. The chairperson of the OC must be selected, and name made public at least one year in advance.
4. FEIF maintains two documents to be followed during the World Championships: *Rules and Regulations for World Championships Organisers* and the *World Championships Manual*. The *Manual* represents the collected experience from all past World Championships. The most recent manual, updated following the most recent World Championships, is expressly incorporated into any and all agreements for the current World Championships.
5. The OC should submit a written report on the competition to the FEIF board within three months after the World Championships are held.
6. The World Championships are carried out in accordance with the FEIF Rules and Regulations in force.
7. The competition grounds and tracks must comply with the FEIF Rules and should be prepared one year before the World Championship.
8. Local security Rules should be met, to be proven with a security plan approved by local authorities in due time.
9. The competition grounds should be easy to reach by both private transport (car) and public transport.
10. The OC will take care of all necessary contracts and agreements to allow the practical execution of the arrangement and will be responsible for its finances.
11. When videos are made of World Championships, the organisers shall ensure that FEIF is entitled to use the basic tapes after a certain time has elapsed. This means that FEIF is able to use parts of the videos to produce educational videos.
12. The FEIF logo must be included in the World Championships logo.
13. Any agreements between FEIF and the organiser must be confirmed in writing.



G6.2. Allocation of responsibilities

1. The FEIF Director of Sport (DoS) is responsible for the correct management of the sport side of the Championships. The DoS must approve the tracks, the time schedule and the individual events and make certain that the World Championships are carried out according to the Rules and in the fair and friendly spirit of FEIF.
2. The FEIF Director of Breeding is responsible for the correct management of the breeding side of the championships.
3. The Board of FEIF selects a Competition Leader who is responsible for the practical direction of the championship and must see that the programme is kept to time, that any additional shows are correctly presented, and that all necessary information is given correctly and in good time.
4. The FEIF Director of Sport and FEIF Director of Breeding respectively will decide over matters that do not fall under the jurisdiction of the arbitration committee.
5. The FEIF board will decide over matters of association policies or matters involving problems of ethics or principles.

G6.3. Finances

1. The participants will pay no starting fees.
2. The participating countries will not have to pay for their horses' hay, grazing, straw and water. The organisers have the right to charge for the use of boxes and stables.
3. The organiser of the World Championships pays the amount of € 70.000.- (indexed) to FEIF indexed according to the rate of inflation as reported by the European Central Bank⁵ from the date the agreement is signed to the date of final payment. This payment shall be remitted by September 30 just after the World Championship at the latest.
4. The costs of travelling and lodging will be shared between the organiser and participating countries. The organiser contributes € 25,000 (indexed for inflation according to the same procedure as the basic FEIF fee), the rest will be contributed by the participating countries, based upon the number of members per team. The costs of travel and lodging for the required meeting of the judges are included in this expense.
5. In case requirements are not met and FEIF has extra costs (like for extra inspections), those costs are fully accountable to the OC.
6. In case the OC fails to meet the requirements after a warning the board of FEIF is allowed to fine the host organisation with a maximum fee of 10% of the expected licence fee per event. This fee is not refundable.

⁵ http://www.ecb.europa.eu/stats/prices/indic/forecast/html/table_hist_hicp.en.html



7. Each participating country has the right to free entrance passes for all riders and one groom per horse. Registered reserve riders without horses at the venue⁶ are not entitled to free entrance passes. In addition, team officials (1-2 team leader(s) sport⁷; 1 team leader breeding; and 1 trainer) shall receive free passes.
8. World Championship judges will receive free passes.
9. Board members and honorary members of FEIF will receive free passes. FEIF also gets free passes for those persons who do necessary work during the World Championships.
10. Additional free passes for the press, invited guests etc. may be issued at the discretion of the organisers.

G6.4. Information

1. The organisers are responsible for supplying the participants with all relevant information in at least the FEIF language, English.
2. Sufficient notice boards must be available to inform not only the participants but other interested parties about changes to the programme, special events, results etc. These notice boards should also be in the centre of the competition ground and close to the tracks.
3. The speaker service should preferably be in three languages to accommodate the international audience, i.e. English, German and the national language or possibly Icelandic.

G6.5. Sport competitions and breeding shows

1. The following conditions have to be met:
 - a. the sport competitions and the breeding shows shall take place on tracks as described in FEIF's Rules and Regulations.
 - b. in addition to the described tracks, the organiser must provide proper facilities for warming up, a collecting ring, and easy access to collecting ring and tracks.
 - c. in addition to the described tracks, the organiser must provide also proper facilities for the measurement of breeding horses, shoeing check and veterinary inspections.
 - d. sufficient ring stewards should be available for:
 - helping the speaker to keep the starting order and the time schedule
 - supplying the speaker with information about rein and sequence of gaits ridden in finals
 - informing the riders about the progress of the current test or breeding show
 - e. sufficient ring masters should be available for:
 - inspection of equipment and the presence of wounds directly after the end of the test
 - overseeing the warming up area and do inspections of training facilities and stabling areas
 - f. an appropriate space near to the oval track for the inspection of equipment must be available.

⁶ Reserve riders are determined after the formal teams are entered following the fit-to-compete checks.

⁷ Sport teams with more than 7 riders including adults, young riders, and defending World Champions are entitled to a Deputy Team leader with the same rights as the Sport Team Leader.



- g. an appropriate loudspeaker system must be available; information through the loudspeaker system should also be available in the warming up area, collecting ring and preferably also in the riders' camp and stables.
 - h. every judge and the secretary must be provided with a chair and a table and must be sheltered from sun and rain.
 - i. the same facilities shall be provided near to the tracks for the Chief Judge and the FEIF Director of Sport or the FEIF Director of Breeding.
 - j. adequate facilities for the speaker and the data centre is required.
 - k. a sufficient communication system must be available to connect the Chief Judge, head judge of the test, FEIF Director of Sport or FEIF Director of Breeding, Competition Leader speaker, data centre, ring stewards, ring masters and secretariat.
 - l. sufficient accommodation for the spectators is required.
2. The sport competitions and breeding shows will be carried out according to the FEIF Rules and Regulations.
 3. The year before the World Championships a sport competition approved by FEIF should take place at the competition grounds, on which occasion the FEIF Director of Sport and the FEIF Director of Breeding or their deputies will inspect and approve the grounds.
 4. The breeding horses should be presented to the audience at times where there are sufficient spectators.
 5. It is the responsibility of the FEIF Board to decide at the annual meeting, based on the recommendation of the FEIF Breeding Committee, no later than two years before the next World Championships, whether confirmation assessment shall be included in the event.

G6.6. Secretariat

1. An information service should be available at least one year before the start of the World Championships, including an address, telephone and telefax numbers and preferably an e-mail address.
2. The secretariat should provide proper services for participants, team leaders, officials, press and spectators.
3. Official entry forms, and forms used during the World Championships for shoeing, equipment, information for the speaker, withdrawals, etc. shall be provided by FEIF.
4. The programme must contain a list of all participating horses and their pedigrees. Horses without a proven pure-breed pedigree are not allowed to participate in the World Championship, and the pedigree must be confirmed through WorldFengur.
5. Riders, judges, team leaders, press and the FEIF board members have the right to receive a free copy of the programme including starting lists.
6. The list of results must be completed and available one hour at the latest after the close of the World Championships and shall be distributed via the FEIF website.

G6.7. Service for officials

1. Throughout the World Championships, officials are entitled to free meals. (The additional evening arrangements are not included in this offer.)
2. The officials shall be offered free camping and free parking.
3. A meeting room for the judges just near the track; this room or another room to be used to change clothes and to have common meals.
4. A secretary for the judges to make minutes of meetings if requested by the judges.



G6.8. Horses

1. The participating horses must be kept in accommodation, which can be adequately partitioned by country or in separate paddocks. Horses arriving directly from Iceland must be kept in a separate stable that has been disinfected. The OC will pay for all costs of this special arrangement.
2. Current FEI Veterinary Regulations for stabling apply as far as applicable. These Rules include the availability of a treating veterinarian, qualified farrier, stabling Rules, 24-hour security system, and limited admission to the stabling area. Spectators should not have access to the stables.
3. There should be provision for keeping horses outside (grass, sand or earth corrals) permanent, minimum 5 x 5m per horse.
4. It must be possible to drive horse trailers close to the stables and to the paddocks. Parking places for trailers and cars close to the stables.
5. No barbed wire fences may be used.
6. Facilities for having at least one person per country sleeping in the vicinity of the horses must be provided.
7. There should be arrangements for a 24-hour security in the stables.
8. Each horse has the right to a sufficient portion of good hay per day plus sufficient fresh water.
9. Participating riders have to comply with the veterinary Rules for their horses set by FEIF and the organising country.
10. The stables shall be located away from unnecessary disturbance, e.g. evening discos.
11. Training possibilities with paddock, oval track, lunging place and ideally areas for riding in the fields or forest.
12. Facilities should be available in full service until the day after the last day of the World Championships.

G6.9. Riders

1. Riders' camp has to be appropriate in space and have permanent access for the vans and mobile homes of each country.
Indication: small teams about 150m² and big teams about 600m². Parking for cars can be outside the camp, but nearby.
2. Sufficient toilets, showers and parking facilities in the area where the riders' camp is.
3. All local laws about security and fire Rules must be followed.
4. Access to the riders' camp should be limited.
5. Facilities should be available until the day after the last day of the World Championships.

G6.10. Team Registration

The member countries must enter their teams (riders and horses) and team leaders in accordance with the official invitation and on the prescribed forms. Four weeks before the first day of the World Championships the number of horses must be declared to FEIF. This is connected to the number of boxes (for horses and equipment boxes) which are ordered by the countries bindingly.



Two weeks before the first day of the World Championships the FEIF-member countries declare to FEIF the riders and the horses that will participate at the World Championships. This has to include the tests each combination will participate, plus information about

- age class
- reigning champion
- reserve
- FEIF-ID of the horse

Within this declaration no changes in tests are possible and no tests can be added after this deadline. One withdrawal per combination will be accepted. This first withdrawal will be accepted for free. All following withdrawals will be charged with a fee of €500,-/test or need to be confirmed by the tournament vet

Procedure on the World Champion Grounds:

- 2 hours after the final Fit-to-Compete Check the national teams have to be confirmed
- There is no penalty if a declared horse drops out, because of failing the fit-to-competite-check, and is replaced by a reserve horse
- There will be a penalty if more than 1 test per combination is withdrawn (as it has been registered 2 weeks before)

G6.10.1. Late Registration Fee

FEIF is allowed to charge a fee, equivalent to the fee for protest, from countries that register teams the World Championships after the published closing date. The fee will be charged for every day after the close of entries as announced in the invitation. The same fee shall be charged to countries' teams, which cause extra work for the World Championships secretariat by making out their entries incorrectly.

G6.11. Ceremonies

1. The national flags of all participating countries as well as the FEIF flag must be flown during the World Championships. The flags may be raised as part of a special ceremony, the opening ceremony, or without ceremony.
2. The official opening ceremony shall include presentation of, and be based on, participants, team leaders and judges. The length of the ceremony should respect riders and horses.
3. The official closing ceremony shall include presentation of, and be based on, participants, team leaders and judges. The length of the ceremony should respect riders and horses.

G6.12. Social arrangements

1. The OC should organise on the first day of the World Championships a friendly get-together restricted to teams, team leaders and officials.
2. Each invitation for social events during the official World Championships days must clearly specify for whom the arrangement is intended and who is financially responsible.
3. If special dress or any team presentation is required, this must be announced in the invitation.



G6.13. Prizes

1. The FEIF logo must be included on the medals.
2. Each participating horse will receive a ribbon in the colours of the organising country, printed with the place and year of the World Championship, to be paid for by the organisers.
3. Each rider, team leader and official will receive a memento, to be paid for by the organisers.
4. Medals and rosettes that are not awarded shall be destroyed.
5. At the World Championships prizes in money or goods are not allowed.
6. The mementos, medals and ribbons may not be sold to the general public.
7. The "Gunnar Bjarnasson Perpetual Trophy" shall be awarded by FEIF⁸ to the organiser of the respective World Championships.

G6.13.1. Breeding

The horse achieving the first place in its class shall receive a special prize, horses in places 2-5 receive a ribbon. If more than one horse ties for any place in a class, the horse with the highest score calculated to three decimal places shall be awarded 1st place. If the horses still tie, the horse with the higher score for riding abilities is awarded the higher place.

Breeding horses do not receive the title of "World Champion".

G6.13.2. Sport

1. The first three riders in all disciplines receive a medal (1 gold, 1 silver, 1 bronze). All participants in A and B finals will receive a token, indicating their achievement.
2. The top 10 adult and top 5 young riders in each test will receive rosettes for the places 1-5 in colours indicating the places. Adult riders in places 6-10 will receive rosettes in the same colour.
3. The top 10 adult riders in the four-gait and five-gait combinations will be recognized. The top 5 young riders in both combinations will also be recognised.
4. No medals will be distributed for preliminary rounds or introductory disciplines.
5. Medals that are not awarded shall be destroyed.
6. At the World Championships prizes in money or goods are not allowed.
7. The mementos, medals and ribbons may not be sold to the general public. The following perpetual trophies have been donated, miniatures shall be provided as follows:

	ADULT Trophy miniature provided by	YOUTH Trophy miniature provided by
Combination: Five Gait	FEIF	FEIF
Combination: Four Gait	FEIF	FEIF
FEIF Feather Prize	FEIF	
FEIF Breeding trophy	FEIF	
FEIF Team Trophy	FEIF	
Tölt T1	IS	SE
Tölt T2	NO	DE
Four-gait V1	DK	IS

⁸ The Board of FEIF is responsible for the perpetual and miniature versions.



	ADULT Trophy miniature provided by	YOUTH Trophy miniature provided by
Five-gait F1	AT	GB
Pace race P1	CH	FIN
Pace test PP1	DE	FO
SpeedPass P2	US	FR

The perpetual trophy is to be handed over to the winner with a miniature edition that may be retained. The donating country should supply and pay for the miniature edition.

G6.13.3. Presentation of prizes

1. The presentation of prizes will be shared between members of the OC, FEIF board members and presidents of national associations.
2. Additionally, the organisers may, after consultation with the FEIF board, let honorary guests or other officials present the prizes.
3. The National Anthems of the winners' countries shall be played when the trophies are presented.

G6.14. Advertisements

G6.14.1. Advertising in general

The message of the advertisement must not contradict the image of the Icelandic horse and sport with Icelandic horses and must be approved by FEIF.

Any advertising on other places or of other size than mentioned in the following text has to be pre-approved by FEIF and involves a fee to FEIF. Advertising on the clothing of volunteers is excluded from this regulation.

G6.14.2. Advertising on riders

Athletes participating in the World Championships agree to be filmed, televised, photographed, identified, interviewed and otherwise recorded during the event for the purposes of the media coverage of the event (by means of all and any media throughout the world in perpetuity) and the promotion of the sport. Athletes therefore assign with full title guarantee in perpetuity to the FEIF all rights of any nature in any such recordings. Athletes agree that their name and image and any photographs and moving images taken of them at an event may be used by FEIF and/or the Organiser for the purposes of publicising the event and promoting the sport.

At the World Championships, athletes may wear clothing and use equipment which identify the manufacturer, the rider's sponsor(s), the rider's team sponsor(s), the national association's sponsor(s), the rider's nation, and/or the rider, but only under these specific conditions:

Identification of a Non-Sponsor Manufacturer:

- Only once per item of clothing
- Max. 20 cm² per item of clothing (standard manufacturer's identification)



Identification of Sponsors

While present on the competition area and during prize-giving ceremonies, the name/and/or logo of the rider's sponsor(s), the team sponsor(s) and/or the national association's sponsor(s) may appear on the surface area not exceeding:

- 200 cm² on each side of the saddle cloth
- 80 cm² on each of the two sides of jackets or top garment at the height of breast pockets
- 16 cm² on each of the two sides of the shirt collar (not the jacket/top garment)

National identification on riders

While present on the competition area and during prize-giving ceremonies, the name or logo of the riders' nation, its national symbol and /or its national flag or the rider's national association's logo or name may appear on the surface area not exceeding:

- a reasonable size on each of the 2 sides of jackets or top garment, at the height of breast pockets
- 200 cm² on each side of saddle cloth.

G6.14.3. Advertising on "officials" other than FEIF officials

The Organising Committee may display the name and/or logo of a competition and/or event sponsor(s)

- on members of the Organising Committee crew present in the competition area and during prize-giving ceremonies.
- The size of name and/or logo shall not exceed 100 cm².

G6.14.4. Advertising on fixed parts of the arena

Advertisements are allowed around the outside of the oval track and alongside the pace track under the following conditions:

- the advertisements have to be on boards which must be placed at least 3 m away from the edge of the oval-track and 5 m away from the edge of the pace-track.
- the total height from the ground of the advertising board must not be more than 100 cm.

If judges are working from shelters inside the oval track, the shelters may have advertising:

- boards at the bottom of the shelter on at most three sides with a maximum height of 80 cm measured from the ground.
- boards at the roof line of the shelter may be 20 cm but may not increase the height of the shelter or obstruct the judges' view

Advertising is allowed inside the oval track if:

- the advertisements are mounted on boards which are flat on the ground and placed at least 3 m away from the edge of the track
- the advertisements are painted on the infield at least 3m from the edge of the track

The following aspects should be considered in the design of the advertising boards:

- they should not disturb the horses and/or their riders.
- electronic shifting boards are not allowed.
- they should not block the view of the spectators.



- they may not be made from materials which cause a visual or auditory nuisance.
- boards should as far as possible be of similar shape and size. The organisers may inform the spectators about any relevant sponsorship in breaks and at the beginning and at the end of every discipline.

During the competitions people working within the confines of the tracks, including judges and other officials, may bear only advertisements from non-equestrian related advertisers. The following restrictions apply:

- 80 cm² on jackets or top garments at chest height
- 16 cm² on both sides of the shirt collar.

The Director of Sport/Breeding or the Competition Leader can decide otherwise.

In the case of disagreements, caused by ambiguous interpretation of these Rules, the verdict of the FEIF board is final and binding.

Riders who violate these Rules will be disqualified from the World Championships.

Organisers who violate these Rules will be disciplined by FEIF. They will be expected to pay a fine to FEIF, which is equivalent to the estimated advertising value gained by the violation. The FEIF board will convene an ad-hoc committee to estimate the amount.

G6.15. Veterinary rules

At World Championships all horses participating must be examined and declared fit by the official veterinary surgeon, preferably the day before the start of the first test or assessment and not earlier than the second to last day before. The event has officially begun for horse and rider when they have been given permission to start.

G6.16. Doping

At World Championships the FEIF Director of Sport, or the FEIF Director of Breeding or the competition leader respectively, draw lots to decide which horses will have samples for analysis taken, before the start of the competitions and breeding show.



GENERAL RULES



G7. Eligibility of horses

G7.1. Appearance of the horse

The Icelandic horse is a unique breed with special qualities. It shall be shown respect unreservedly. The following Rules apply at all times: the natural appearance (e.g. natural growth and colour of hair) of the horse shall not be changed. Exceptions the mane and tail may be trimmed if too long and the horse may be clipped for health and welfare reasons. Hair on the muzzle, fetlocks, and inside the ears shall not be clipped. The rider shall take into account the special background and needs of the Icelandic horse and keep the horse under as natural conditions as possible, which provide enough light, fresh air and space for free exercise.

G7.2. Handling and training of the horse:

Artificial or psychological methods to alter the natural expression of the horse are not allowed.

The training of the horse shall not include the use of mechanical equipment in order to influence movement and shape. Exceptions: the use of equipment that is generally accepted as normal and used in a way, which is generally accepted. Use of extreme weights or elastic ropes on the legs is forbidden.

Infringement of the above Rules shall be dealt with in accordance with the Rules on disciplinary measures. In cases of doubt or disagreement, the ruling of the FEIF arbitration council is final.

G7.3. The age of a horse

The January of the year of birth is valid for the age of the horse.

G7.3.1. Participating horses in breeding shows

- All horses presented at breeding shows should be well prepared, sound and fit, well fed and well turned out and at least 3 years old in the calendar year. Artificial methods to alter the natural expression of the horse are not allowed. If the horse is judged for riding abilities, it must be at least 4 years old in the calendar year.
- All horses presented at breeding shows need to be registered in the WorldFengur database and individually marked (micro-chipped). The show staff is responsible for reading the marking and comparing it to the registration information on the horse.
- All stallions presented for judgement must have proof of parentage either by blood type or DNA analysis. All stallions presented for judgement and are born from the year 2006 must have a proof of parentage by DNA analysis on both the father and the mother.
- All horses born in 2024 or later that are presented for assessment must have proof of parentage by DNA analysis, and nothing in the DNA analyse refutes that the horse is registered with correct parents
- All mares and geldings presented for assessment must have DNA analysis registered in WorldFengur.



- The control/measurement of testicles shall be made by the responsible person, appointed by the show manager, and under responsibility of the judge panel. The measures for statistical reasons can be taken by one person, who is trained for the whole procedure. The measurement of testicles is described in B11.1.4.

G7.3.2. Participating horses in sport events

Purebred Icelandic horses aged five years and above are eligible. Proof is required in the form of the pedigree or a corresponding national certificate. Proof can be required in the form of a passport, or a corresponding certificate. Horses must have a microchip to ensure proof of identity.

For World Championships and other international competitions, horses must be at least 6 years old.

The number of tests per horse per day is limited as follows:

- a 5-year-old horse, may start once per day,
- a 6-year-old horse may start 2 times per day,
- a 7 year and older horse, may start 3 times per day,
- any preliminary round or final is considered to be a start,
- for pace test, speed pace, pace race 250m and 150m, 2 rounds on one day are counted as 1 start. Starting only one round for pace test, speed pace, pace race 250m and 150m, is also counted as 1 start.
- horses are allowed to compete more than once in the same test if it is in a different age class.

It is up to the organisers to check the age of the horse. If a rider disregards this rule, and finishes an additional test, the rider should be eliminated from the test.



G8. Equipment

Saddle and bridles should suit the Icelandic horse. The following Rules apply to everywhere on the show ground for competitions and breeding events, and last for the entire duration of the competition.

G8.1. Saddles

In principle any sort of saddle or saddle pad, which is suitable for the Icelandic horse, is allowed. Permissible equipment also includes girth, stirrups, saddle cloths/pads, front girths, cruppers, saddle supports, snap links for holding up the stirrups and front handle. The saddle should be placed on the horse so that a major part of the girth is placed on the sternum. The saddle should neither cover the shoulder blades nor be weight bearing on the lumbar region in the standing horse. If the saddle is misplaced the combination may be subject to disciplinary measures according to the relevant rules for breeding shows or sports competitions.

G8.2. Bits and bridles

Equipment which is listed on the FEIF website is allowed. The chain and/or the noseband must not be too tight. For all noseband types a space of at least 1.5 cm must be kept between the noseband and the front of the horse's nose (nasal midline). (*Changes following the FEIF Equipment Committee proposal for 2026, presented at the 2026 annual meetings, and informed by research and recommendations from relevant associations and authorities.*) The tightness of the noseband is measured in the equipment check using a Noseband Taper Gauge or similar which must fit easily between the noseband and the horse's nose. If the chain and/or noseband is found to be too tight, a warning can be given, and the combination may be subject to disciplinary measures according to the relevant rules for breeding shows or sports competitions.

G8.2.1. Breeding

Bridles and nosebands

- The bridle and noseband should fit well, be properly adjusted and not harm the horse.

Bits

- Horses presented for ridden assessment should be shown with a single rein on a snaffle bit or Icelandic curb bit.
- The bit should fit the horse and not hurt its mouth.
- The judges can allow bitless bridles if there is good reason for it.

G8.2.2. Sport

Permitted bits published on the FEIF website may be used as part of a bridle provided it fits the horse and is used correctly.

Nothing may be added on to bits other than smooth bit guards and chain guards, and nothing else is allowed in the horse's mouth. Bridles includes noseband, browband, throat latch, reins.

The Chief Judge's decision about the use of any bit or bridle at a specific event is final for that specific event.



G8.2.3. Permitted bits and bridles

All bits that are not described on the permitted list of equipment on the FEIF website are defined as prohibited bits.

To have a specific bit and/or bridle added to or removed from the list of bits and bridles, national Sport and Breeding Leaders, members of the FEIF Sport or Breeding Committee and FEIF Licensed International Sport and Breeding Judges can make a proposal to the FEIF Equipment Committee. A clear description, a clear picture and proper reasoning should accompany such a request. The Equipment Committee is formed by one representative from sport, one representative from breeding and one person from the Board of FEIF. The Equipment Committee will review all requests and changes will be published by April 1 each year except in cases where decisions of official authorities require an immediate decision. Decisions can be made if there is a unanimous decision in the committee and they need to be approved by the Board of FEIF.

G8.3. Shoeing

G8.3.1. Shoeing of Breeding Horses

All horses shown ridden must be shod with a full set (4) of shoes. The shoeing shall be as well done as possible, and the angle of the hoof must be in line with the pastern.

- The hoof length must be natural and not exceed 8.5 cm. Exceptions to the 8.5 cm rule can be made when stick measurements at the withers are 137-144 cm. These horses are allowed a hoof length of 9.0 cm. Horses that have a stick measurement of 145 cm, or more are allowed a hoof length of 9.5 cm. Maximum differences in hoof length between front feet and back feet is 1.5 cm.
- The material of all four shoes shall be identical and must not exceed the specific weight of iron. The maximum thickness of the shoes is 8.0 mm, and the maximum width is 23.0 mm. All 4 shoes must be identical regarding material and with. A difference in the thickness between front and back shoes of up to 2.0 mms is allowed.
- The shoe must fit the hoof. The shoe must not extend past the lengthened natural slant of the toe wall, and at the back past the perpendicular dropped from the bulbs of the heel. The use of sole, ring or any kind of artificial material to protect or repair the hoof is not allowed.
- If studs are used, 2 ordinary studs or stud nails must be used per shoe at the heel. The studs must suit the size of shoe.
- Max. size of studs allowed is (length x width x height) 15mm x 15mm x 12mm.
- Reinforcement welds are not allowed.
- Reshoeing of a breeding horse between the first and second assessment is not allowed.



G8.3.2. Shoeing of Sport Horses

G8.3.2.1. Length of hoof

The angle of the hoof must be in line with the pastern. The hoof length must be natural and not exceed 9.0 cm. Exceptions to the 9.0 cm rule can be made when a written proof (e.g. from a breeding show or a veterinarian) is shown that the horse has a stick measurement of 145.0 cm or more, in which case a length up to 9.5 cm is allowed. Any artificial lengthening is forbidden. Soles/pads/rings are permitted and not included in the measurement.

G8.3.2.2. Shoes (Standard Iron Shoes)

If horses are shod all four feet should be shod. The only shoes allowed are those that are made for the purpose of serving as a shoe on a horse. Any shoe should have an opening at the hind side. All four shoes have to be made of the same material. The material used must not exceed the specific weight of standard iron. The shoe may have a maximum thickness of 10.0 mm and width of 23.0 mm (wear and tear included) and must be of an even shape.

The Chief Judge's decision about the acceptance of any shoe at a specific event is final for that specific event.

Size of the shoe

The size of the shoe must follow the size and form of the hoof.

Position of the shoe

The shoe must not extend past the lengthened natural slant of the toe wall, and at the back past the perpendicular dropped from the bulbs of the heel.

Studs

Two ordinary studs per shoe, riveted, welded or screwed, one on each side of the heel of the shoe, are allowed. A stud must not exceed the measurements 15mm x 15mm x 12 mm (l x w x h) and may only have a maximum of 4 welding spots. For studs with a core, the core must not protrude more than 3 mm beyond the outer case.

Clips

Three clips of a maximum thickness of 2 mm are allowed per shoe. Clips that have been welded are not allowed.

Reinforcement welds

Reinforcement welds are forbidden.

Leather and plastic rings and soles

Leather and synthetic rings or soles of a thickness of max. 5.0 mm and following the shape of the shoe are allowed between hoof and shoe. When filling material and/or a sole is used, a shoe of max. 8.0 mm thickness is allowed, otherwise a shoe of max. 10.0 mm is allowed. Apart from the filling material only one ring or sole per foot is allowed. When no sole (or only a net) is used, it is allowed to fill the hoof including the thickness of the shoe. Reinforcements in order to support the specific function of the sole/ring are allowed.

Wedged soles are allowed, with a maximum thickness of 8.0 mm at the heels and a maximum thickness of 2.0 mm at the toe, provided the hoof is in a correct angle to the pastern and with a correct length of the toe.



A ring may have one single bridge not wider than 23.0 mm joining one side to the other. A ring is deemed to be a sole if there is any other form of connection from one side to the other. Rings are allowed with shoes up to 10mm.

This is also valid when the connection consists of a woven construction. Reinforcements to keep the ring in place on the shoe are allowed.

As soon as any material is inside the hoof (including the shoe) the rules for soles apply, even if no sole is used.

The Chief Judge's decision about the acceptance of any ring or sole at a specific event is final for that specific event.

Prohibited shoes, rings and soles

Prohibited shoes, rings or soles are shoes, rings or soles that are clearly designed for a purpose other than riding horses.

G8.3.2.3. Alternative Shoes (Other Than Standard Iron Shoes)

All alternative permanent shoes are allowed without filling as long as the weight does not exceed the weight of standard iron shoes of the same size. If the shoeing is glued onto the hoof, an identical spare must be available for inspection at the equipment check.

Alternative permanent shoes must be used as manufactured without any modification.

Alternative permanent shoes must follow the same rules as normal shoes regarding fit and placement on the hoof.

G8.3.2.4. Re-shoeing

A horse may not be re-shod once it has started its first test without the express permission of the Chief Judge.

G8.4. Additional equipment

Sport:

- Only equipment listed is allowed
- The use of elastic bands to divide the manes of a horse equally is allowed in sport.
- In wintertime the use of 'snow grip' (rings/soles with extra grip on the ground, to be used on slippery surfaces) is allowed for safety reasons, in addition to nails and studs as described under studs (see chapter on shoes). The ring/sole itself should fit otherwise in the description of the description of leather and plastic rings and soles.
- The use of earplugs is not allowed.
- The use of a muzzle net is allowed under the following conditions: The net must be of a neutral colour, not pinch the horse and allow the bit to be visible at all times.
- While warming up the use of a horse blanket is allowed
- Lunging equipment is allowed as listed in S15 Appendix 8

G8.4.1. The whip

The whip used in breeding and sport must not be longer than 120 cm including the tassel. In pace races whips are forbidden. The use of a whip while warming up for pace races is allowed. The rider can use only one whip at the time.



G8.5. Protective equipment

It is not allowed to put more weight to the limbs than required for protection.

G8.5.1. Breeding shows

The total permitted weight of protective boots is 120 grams (total weight per leg of overreach boots or tendon boots) and they shall be of a dark colour, black or brown. If boots are used during the judgement of the ridden abilities the same equipment should be used throughout the presentation. If a boot falls off, it should be put back on before the rider resumes the presentation.

G8.5.2. Sport competitions

Protective equipment above the sole of the hoof, not exceeding 250 g per leg, is allowed. The protective equipment may not be changed between entering the oval track and finishing the test.

If any part of the protective equipment falls off during the preliminary round, the rider must decide either to finish the test without this part or to retire.

Equipment which breaks or falls off during the final round, or in the preliminary rounds of five gait tests with more than one horse in the track, may be replaced at the judges' discretion, during the interval when the marks are shown, or in the five gait tests, when the horses are waiting for the pace run.

The use of protective liquid bandage patches is allowed. This kind of addition on a leg above the sole of the hoof is assumed to have a weight of 50 grams, independently of the real weight. If the material is suspected to exceed the weight of 50g and the protective equipment above the sole of the hoof to exceed 250g per leg, then a removal of the material can be ordered.

G8.5.2.1. Inspections

Inspection of shoes and protective equipment lies within the responsibility of the judges. If there is no mandatory shoeing check the riders should be given the opportunity of a voluntary check before the start of the competition. During the competition, ring masters can check equipment as each horse leaves the track after completing a test. If there is no mandatory shoe check, there shall be a system, which randomly identifies a number of horses in accordance with the starting list. In this case one of the first three placed horses of every test shall also be drawn out. Riders must be prepared to remove the shoes of their horses if drawn out for inspection.

Any judge in doubt as to whether there has been a breach of the shoeing or protective equipment Rules may order an inspection to be carried out. One or more judges appointed for this purpose will carry out the inspection. The rider and the judges may call on the assistance of the official farrier or veterinary surgeon. The judges decide whether the shoes or the protective equipment are complying with the Regulations. They can demand that the shoes be removed and replaced. The rider concerned has no right to claim compensation. If the official farrier removes the shoes, the cost is to be paid by the organiser; otherwise, it is the responsibility of the rider concerned.

Horses with soles may be selected by judges for a check (removal of one or more soles). Normally the same horse will not have to have its shoes removed more than once at the same competition. The shoe and sole can be replaced, but only under supervision of the head judge or their representative.

The rider concerned has no right to claim compensation. If the rider refuses to follow the judges' instruction, the horse will be disqualified from the entire competition.



G9. Tracks

All tests should take place on approved tracks, either oval track, pace track or dressage ring, according to the specific requirements of the tests. The tracks have to meet the requirements described in these rules. Next to the entrance of each track there should be an area where riders can prepare their horses and a collecting area for the combinations to start.

G9.1. Breeding - Tracks and facilities

G9.1.1. Tracks for conformation judgements

Where possible, all measurements and judgements of conformation shall take place indoors (riding arena/hall). A marked track, 20-30m long and 2-3m wide, with a level surface and a fence around it, is required for the conformation judgements.

G9.1.2. Tracks for judgement of gaits/ridden abilities

The gaits shall be shown on a straight, level track, 250m long and 4-6m wide, but open at both ends. The height of the fence should not exceed 30 cm and there should be at least 2 meters free from obstacles on both sides of the track.

The surface of the track should be identical to the surface of competition tracks, such as good oval tracks; the surface needs to be level and well compressed. It is also necessary that the track's condition be maintained throughout the whole show. Care must be taken so that traffic outside the track does not bother those showing horses on the track.

The track should be marked out prior to the start of the show and all facilities checked by the show organisers and a representative of the judges' panel. Judges need good working facilities and a clear view of the track, about 25-30m away from the track.

G9.2. Sport - Tracks

G9.2.1. Oval track tests and details on tracks

All tests taking place on the oval track must be carried out on oval tracks, which satisfy the standard dimensions shown in the drawings in S17 for 4m and 6m. When groups of riders are riding to the speaker's instructions, the time a specific section is shown shall be according to the table set by the FEIF Sport Committee and published in S14.

The track should be even and firm, 250.00 m long and have an inner circumference of 246.56 m, and a minimum width of 4.00 m. The radius of the inner side of the curves should be 13 m. The length of the long sides (between the curves) should be 70.44 m; the short sides (between the curves) should be 12.00 m. There should be a minimal gradient of 1.5% towards the inner side of the track to drain water⁹. The fencing should be low and not disturbing horses or judges.

Refer to the drawings for other measures.

The start and end of the long sides have to be properly marked.

⁹ Established tracks may keep a gradient towards the inner side of the track of up to 3.75% (long sides and short sides between the curves) and up to 7.5% in the curves.



G9.2.2. Pace track tests and details on tracks

The track shall be straight; with a good accessible riding track towards the starting line and a sufficient straight extension of the pace track after the finish line, even, firm and have a width of at least 4m for 2 competing horses and 2m per additional horse. The gradient over 100 m must not be more than 0,2%. The fencing must extend 10 m beyond the finishing line. Both sides of the track must be fenced in exactly along the edge of the track. Furthermore, one of the sides should be fenced in by a second fence approximately 5-10 m behind the first, behind which the spectators will be standing during the race. Every 50 m there must be a clearly visible but not distracting meter marker. The Chief Judge must approve the track.

The pace test track shall be straight, with a good accessible riding track towards the starting line and a sufficient safe and appropriate straight extension of the pace track after the finish line, even, firm and have a width of at least 4 m. The pace track can be used for the pace test, with the appropriate markings as shown in drawings in S17.7 (Appendix 10).

G9.2.3. World Championship Tracks

The oval track must be 250.00 m long with an inner circumference of 246.56 m, and a minimum width of 4.50 m, following the drawings included. There should be a minimal gradient of 1.5% towards the inner side of the track to drain water. The fencing should be low and not disturbing horses or judges.

The pace track must be straight, 250 m long, even, firm and must have a width of at least 2 m per horse. The gradient over 100 m must not be more than 0,2% and there should be an approx. 8 m starting section and an approx. 50 m slowing down section. The fencing must extend 10 m beyond the finishing line. Both sides of the track must be fenced in exactly along the edge of the track. Furthermore, one of the sides should be fenced in by a second fence approximately 5-10 m behind the first, behind which the spectators will be standing during the race. Every 50 m there must be a clearly visible but not distracting meter marker.

Next to the entrance of each track there shall be an area where riders can prepare their horses and a closed collecting area for the combinations to start.

The Director of Sport must approve the tracks and collecting area at or before the designated test event. The Chief Judge must approve the tracks and collecting area immediately before the start of the World Championships.



G10. Objections and Arbitration Rules

G10.1. General Principles

1. The decisions taken by the FEIF arbitration committee and the FEIF arbitration council concerning appeals and rulings are final.
2. In so far as jurisdiction rests with national Arbitration Committees, their decisions are final.
3. No one may be involved in any arbitral decisions, who is either directly concerned or has interests therein or is in any other way prejudiced.

The FEIF Arbitration Council is elected in accordance with Chapter 5 in the Statutes and has jurisdiction as set out therein. The Arbitration Committee shall consist of 3 members.

The Board of FEIF can bring matters that relate to any breach of FEIF Rules and Regulations or the FEIF statutes by an FEIF official.

All other disciplinary and arbitration matters are for the national level and handled by the national associations and under national laws and Regulations.

G10.2. Arbitration committees

If there is a dispute at an event an Arbitration committee must be formed consisting of the following:

G10.2.1. Breeding shows

- 1) The show manager or one delegate previously appointed by him.
- 2) A member of the organising committee.
- 3) The National Breeding Leader or a person appointed to act on his/her behalf.
- 4) The chief judge or one member of the committee of judges previously appointed by him.
- 5) A spokesman for the breeders who are presenting horses for the breeding assessment, elected before the start of the Breeding show. If he/she has to be substituted the breeders have to be represented by a deputy member.

G10.2.2. Sport events

- 1) The competition manager or one by delegate previously appointed by him
- 2) A member of the organisation committee
- 3) The head judge or one member of the judge staff previously appointed by him
- 4) The sport representative of the organising national association or one representative previously appointed by him. At non-WorldRanking events this person does not need to be appointed.
- 5) A riders' spokesman elected before the start of the competition by those actively competing. If the riders' spokesman has to be substituted, then the rider with the second highest votes will become the spokesman's representative.

G10.2.3. World Championships

- 1) The competition manager or a representative previously appointed by him
- 2) A member of the organisation committee
- 3) The head judge or one member of the judge staff previously appointed by him



- 4) The sport or breeding representative of FEIF or a previously appointed member of the FEIF-sport or breeding committee
- 5) A rider's spokesman elected before the start of the tournament by the Team-spokesmen (one per team). If the rider's spokesman has to be substituted, the rider with the second highest votes will become the spokesman's representative. The appointed representatives and members may only take part in the meetings of the arbitration committee according to the general principles or if the substituted representative is prevented from attending the meeting.

Breeding arbitration committee: The Arbitration committee can never have more than 2 representatives of the same nationality in the committee.

G10.3. Rules of procedure for Arbitration Committees or disciplinary bodies of first instance

The following Rules specify the procedure for Arbitration Committees at the World Championships and shall also serve as a minimum requirement for National Arbitration or disciplinary bodies of first instance in the member associations.

For the purpose of these Rules reference to arbitration committees shall also mean national disciplinary bodies of first instance.

Interested parties may submit a written complaint to the Arbitration Committee when they deem that their rights and interests have been violated. The complaint must be lodged in writing and within 24 hours¹⁰ of the complainant having learned, or having been able to learn, of the act or incident which they consider a violation of rights or interests. The complaint shall provide information on the complainant, the party against which the complaint is directed, the manner of the alleged violation and the evidence supporting the complaint. The complaint may be accompanied by any documents that the complainant deems to support it. The complaint and its attachments shall be sent to the Arbitration Committee in duplicate.

The party against which the complaint is directed, or their representative, shall be informed without delay of the complaint. The Arbitration Committee shall decide on the place and time of the hearing and shall notify the parties of this on a suitable notice. The Arbitration Committee shall grant the party against which the complaint is directed, or their representative, an opportunity to express himself on the substance of the complaint and gather evidence and information. The defending party is free to either submit their observations orally or in writing. The Arbitration Committee may gather evidence and information on its own initiative and may require a report from a party if this is considered necessary for the clarification of the case. The Arbitration Committee may summon a witness of its own motion or on application by a party. An application by a party for the examination of a witness shall state precisely about what facts and for what reasons the witness should be examined.

If the complainant, or their representative, fails to make an appearance at the time their complaint is brought up in the Arbitration Committee, the committee may regard the complaint as cancelled.

Proceedings before the Arbitration Committee are conducted orally. Minutes are to be taken, which should at least include the following information: Members of the Arbitration Committee, place and time of the proceedings, Parties present, Issues and decisions of the committee. Arbitration Committee hearings are public. The chief judge or president shall conduct the proceedings of the Arbitration Committee. The complainant, or their representative, shall be given a brief time to express themselves on the comments from the

¹⁰ For objections not occurring during an active Sport or Breeding event. Objections occurring during an active event must be lodged within a 30-minute time window from the time of occurrence. (G10.3.1)



respondent and the respondent, or their representative, shall in turn be given a brief time to express themselves on the comments of the complainant.

The deliberations of the committee shall be conducted in private. Every member taking part in the deliberations shall state their opinion and the reasons for it. Decisions by the Arbitration Committee are taken on a simple majority. In the event of votes being equal, the chief judge or president will have the casting vote. The Arbitration Committee shall make a final award within 24 hours from the submission of the complaint. The decision shall be reasoned and delivered immediately in writing to the party concerned. The decision is to be delivered to the Director of the FEIF department involved and they shall inform the national representatives of the reprimands and suspensions issued. The party concerned may lodge an appeal against a decision of the Arbitration Committee imposing a suspension penalty to the Arbitration Council within a period of 2 weeks.

G10.3.1. Objections at an Event

Anyone being put at a disadvantage due to a violation of the conditions of the schedule or the Rules has the right to object; furthermore, the same applies to all judges, the organiser and the competition manager. At World Championships team leaders have their own particular right of objections.

Objections to judges' decisions can only be based on the violation of Rules or the abuse of the power of discretion.

Objections must be made in writing to the competition manager up to half an hour after the occurrence, accompanied by a deposit of € 200 or the equivalent in foreign currency, € 50 as a non-refundable fee.

Objections to schedules and showing procedures are to be lodged before the start of an event, or the relevant test. The deposit will be refunded, if it is decided that there are reasonable grounds for the objection.

G10.4. Appeals to the Arbitration Council

Appeals may be lodged with the Arbitration Council against decisions taken by the Arbitration Committee within 3 days of the date on which the parties involved are informed of the decision, if suspension penalties are imposed. The appellant shall deposit a sum deemed sufficient by the Arbitration Council to cover the costs of the appeal. The sum is refundable if the Arbitration Council finds in favour of the appellant.

G10.5. Appeals at national level

Appeals on decisions taken by an Arbitration Committee shall be lodged within the timeframe set out in the national Rules. Procedures on the appeal shall also be set out on the national Rules.

G10.6. Guidelines for conflicts of interest - Breeding

These procedures are indicative and cannot be a prerequisite for annulment or alteration of an assessment that has been determined by a judges' panel. The owner has always the option to get a re-assessment of the horse at another show. Process regarding complaints and disciplinary violations as well as penalties for those is explained in the rules.



G10.6.1. Guidelines for Breeding Judges

G10.6.1.1. A judge stands outside of judging panel if:

- The judge is a shareholder in, the former or current owner of that horse or its parent/parents.
- The judge is the breeder of the horse or its parent/parents.
- The judge has trained the horse.
- The judge is or has been a partner of the rider, owner or breeder of the horse. The judge or their partner is a close relative (wife/husband or living together in the equivalent relationship, child, grandchild, parent, grandparent, sister/brother or their children) of the breeder, rider or owner of the horse.
- The judge has paid respective riders for taming, training or showing of horse/horses the past year.
- The judge has accepted gifts, benefits or other perks from the owner or breeder of the horse that may be considered to affect their credibility.
- The judge is a subordinate of the rider, owner or breeder of the horse.
- Whenever the judge feels there is a conflict of interest that could influence their ability to perform the assessment.

G10.6.1.2. Panel work:

- Unprejudiced practices are always expected.
- Good appearance, courtesy, modesty and neutrality is honoured.
- Judges are expected to give their work full concentration, be fit for the job and be sober while judging.

G10.6.1.3. Responsibilities of the head judge:

- The head judge is responsible for the execution of assessment of the relevant breeding show.
- The head judge is, along with the show manager, responsible for tracks, other facilities, measurements and health inspections that meet quality and regulatory requirements.
- The head judge shall ensure that FEIF breeding rules and regulations are observed.
- The head judge shall ensure that assessment work is progressing efficiently and results are obtained.
- The head judge shall notify the national breeding leader if something in the judgments or running of the breeding show that is in violation of the guidelines for conflict of interest.
- The head judge shall return a head judge report in WorldFengur.

G10.6.1.4. Process of disciplinary violations/complaints

1. The Breeding judge committee of FEIF and Breeding leader of FEIF.
2. The Breeding judge committee of FEIF can caution a judge or dismiss from panel work on short- or long-term basis, if rules are not followed.



G10.6.2. Disciplinary measures and objections at breeding shows

G10.6.2.1. Disciplinary measures against the rider or owner

1. Riders, supervisors and/or owners of the horse should show courtesy and polite conduct,
2. Breaches of the Breeding Rules, or the code of conduct, and unfair behaviour of a rider or owner may be subject to disciplinary measures.

G10.6.2.2. Breaching Rules

Any person is guilty of a breach of the rules, who

- brings the name of the association and/or Icelandic horse into disrepute,
- treats a horse unfairly, makes excessive demands on it or hits it,
- violates established principles of the prevention of cruelty to animals' act,
- presents the horse, although the horse is suffering from an obvious infectious or contagious disease,
- makes use of any substance, which is suitable for artificially influencing the performance of a horse during its presentation, or any person attempting this use, on entering, or participating in such an event is guilty of deception or attempted deception,
- as an organiser does not fulfil those obligations imposed by the rules,
- does not need an arbitrational ruling.

G10.6.2.3. Types of Disciplinary Measures

1. Warning
2. Public reprimand (FEIF register of warnings)
3. Disqualification from further participation in the show – should follow when the seriousness of the offence exceeds a warning or a public reprimand, or the offence has occurred on more than one occasion or was of a serious or fundamental nature.

Both warnings and public reprimands must be registered in the head judge report in WorldFengur, and public reprimands will be published on the FEIF website. Any rider, supervisor and/or horse owner who has received three warnings or two public reprimands within a four-month period is automatically disqualified from further participation in breeding shows for the following four months period, starting from the day of the last Warning or Public reprimand.

G10.6.2.4. Procedures

- A warning can be given by any judge or the show manager.
- A public reprimand can only be given by judges' panel.
- The decision of implementing disciplinary measures shall be announced to the rider, or a representative, immediately after the decision has been taken. Whenever the judges need time to clear up a case, the rider, or a representative, must be informed at once that the judges are considering disciplinary measures.



G10.7. Disciplinary measures Sport

G10.7.1. Scope

Rules concerning disqualification and disciplinary measures are valid for any event from the first moment the riders and/or horse(s) enter the area of the event until the moment the rider and/or horse(s) have left the event venue for the last time.

Riders are considered responsible for the horse(s) with which they are participating in any way.

G10.7.2. Violation of Rules

Riders and their trainers/family/friends/persons involved must show courtesy and polite conduct. Violations of rules, code of conduct or unfair behaviour may be subject to disciplinary measures.

Any person is guilty of a violation of rules, who

- brings the name of the association and/or Icelandic horse (sport) into disrepute,
- treats a horse unfairly, makes excessive demands on it or hits it,
- violates established principles of the prevention of cruelty to animals' act,
- competes with a horse, although the horse is suffering from an obvious infectious or contagious disease,
- uses substances which might artificially influence the performance of horse or rider
- does not heed an arbitration ruling
- is dishonest when registering, entering or participating in an event
- offends the code of conduct
- violates any other rules in the FEIF Sport Rules or in FEIF General Rules related to FEIF sport competitions.

G10.7.3. Disciplinary measures

The following measures may be used alone or combined in case of violations of rules as listed in G10.7.2:

- Warning (rider)
 - always announced by the speaker
 - may be registered by the national association of the rider
 - may be published by FEIF
- Elimination from a test or from a part of a test (combination rider/horse)
- Disqualification from an event (rider)
- Suspension (rider)

A warning may lead to forfeiture of the title in the respective test, upon decision by the Chief Judge.

Disqualification from an event includes forfeiture of marks, prizes and titles (if applicable) already given, and invalidation of records (see S3.5). This is also valid for a suspension based on a violation at an event.



Disqualification from an event and suspension must always be imposed combined with a warning to be published by FEIF. The disciplinary measures are described in S18 Appendix 11: Cards and Disciplinary Measures.

G10.7.4. Register

FEIF maintains a register containing all reports of warnings and suspensions reported to FEIF as a consequence of violating a rule described in this chapter and those reported in accordance with the respective chapter of the Statutes.

Warnings and suspensions shall be notified to FEIF within 2 weeks after the case was concluded. The notification shall be posted verifiably in registered post before the time limit expires or sent by email. If the notification is sent by email, FEIF must confirm the receipt of the email. A copy of the notification shall be sent to the parties of the case. FEIF does not take a stand with respect to the case in question apart from ensuring that the decision was taken by a competent arbitration body of the member association in question.

G10.7.5. Procedures

Disciplinary measures can be imposed by a member of the judge group at an event including the chief judge, by the Director of Sport (national or FEIF) or by the competition leader at the event. Disciplinary measures can also be imposed by a ring master after the acceptance by the Chief Judge.

Confirmation of a veterinary inspection is necessary before disciplinary measures can be imposed regarding horses suffering from infectious diseases or using substances which might artificially influence the performance of a horse.

If a person disagrees with their disciplinary measure, they can appeal this decision as described in G10.1-G10.5.

Members of the judge group at an event including the chief judge can show cards to indicate judging consequences and/or potential disciplinary measures (S18 Appendix 11: Cards and Disciplinary Measures). They are also entitled to impose disciplinary measures outside of a performance, in which case the actual showing of cards is not necessary. Any other person witnessing a potential violation of rules must inform a judge for eventual further actions.

In case of a card/disciplinary measure due to a violation of rules, the chief judge can decide to have it publicly announced via the competition speaker. Yellow and red cards are always announced. The speaker will only announce the reason/explanation of a card/disciplinary measure after permission of the Chief Judge.

For riders under 18 years of age who receive cards/disciplinary measures, the chief judge must call up their guardian(s) and explain to them the reasons for the card/disciplinary measure given, the severity of the violation and its consequences.

The Chief Judge cannot change the decision of the other judges regarding cards given.



G11. Appendix 1: Codes of Conduct

G11.1. Code of Conduct for Sport Judges at WorldRanking events

By accepting an invitation to judge at FEIF WorldRanking event the judge commits to act in accordance with the following standards:

1. The judge seeks to have a neutral, independent and fair position towards riders, owners, trainers, organisers and other officials and integrate well into a team. Financial and/or personal interest shall not influence or be perceived to influence their way of judging.
2. The judge will avoid any actual or perceived conflict of interest. Activities which will lead to or may lead to a “conflict of interest” when judging at a FEIF WorldRanking event includes but are not limited to:
 - Coaching/training a horse/rider that is competing in a WorldRanking test they are judging, from the arrival of the horse on the event area..
 - Gaining event related financial profit from owners, riders, trainers, organisers (except for the rule based judging fees).
 - Having a close personal relationship with a competitor. Note: A judge may judge WorldRanking tests, after confirmation of the chief judge, the judging panel and the organiser, where
 - His/her spouse, children, siblings or parents are competing, or
 - He is owner/part-owner/last seller of horses taking part.

The judge must notify the chief judge, the judging panel and the event organiser of possible conflicts of interest or situations that may be perceived as such.

3. Inappropriate use of social or other media before, during and after the event.
4. During the event the judge will be punctual and conduct him/herself in a professional manner at all times. The judge will be well prepared for the tests he/she is judging and must cooperate well with the organiser, colleagues and other officials. The judge will not consume alcohol until after the day's judging is finished and will keep the use of mobile phones and/or other electronic communication devices to the minimum.

By accepting an invitation to judge a FEIF WorldRanking event the judge commits to these standards and is aware that FEIF have the right to undertake disciplinary actions against judges who do not follow this Code of Conduct and FEIF rules. Such disciplinary actions may consist of: (1) Warning letter (2) Temporary suspension and (3) Removal from the FEIF International Judges' list.

G11.2. Code of Conduct for World Championship Judges

As a judge at the World Championships for Icelandic Horses, I commit to act in accordance with the following standards:

1. I will strive to have a neutral, independent and fair position towards riders, owners, trainers, organisers and other officials and integrate well into a team. Neither financial, national nor personal interest will influence or be perceived to influence my way of judging.
2. I will avoid any actual or perceived conflict of interest. Activities which will lead to or may lead to a “conflict of interest” when officiating at a World Championships, include but are not limited to:



- Acting as Team Leader of national teams at international level
- Being responsible/co- responsible for selecting teams and/or individuals
- Training a competing horse/rider after arrival on the WC area
- Gaining event related financial profit from owners, riders, trainers, organisers or other related organisations (except for expenses refund based on national or FEIF rules)
- Having a close personal relationship with a competitor: A judge must not judge tests where
 - his/her spouse, children, siblings, or parents are competing, or
 - He is owner/part-owner/last seller of participating horses.

I will notify the responsible FEIF Director of possible conflicts of interest or situations that may be perceived as such.

3. I will not make inappropriate use of social and other media before, during and after the event.
4. During the World Championships I will be punctual and correct in the way of behaviour.
5. I will be well prepared for the tests I am judging and will cooperate well with the organiser and my colleagues.
6. I will be dressed appropriately and always be aware I represent FEIF.
7. I will not use electronic communication, including mobile phones, while judging.
8. I will not consume alcohol until after the day's judging is finished.

By signing this codex, I commit to these standards, and I am aware that FEIF has the right to undertake disciplinary actions against judges who do not follow the Codex and FEIF rules. Such disciplinary actions may consist of: (1) Warning letter (2) Temporary suspension and (3) Removal from the FEIF International Judges' list.

G11.3.Procedure in case of violation of the Code of Conduct

The Sport judge committee is collecting issues and announce them to the Director of Sport. The Director of Sport decides who is in the lead of the investigation.

Investigation:

- Step 1. Check with chief judge and/or competition leader/organiser
- Step 2. Interview with the concerned judge
- Step 3. Proposal of disciplinary measures to the Sport Committee
- Step 4. Approval of disciplinary measures by the Sport Committee
- Step 5. In case of a suspension the approval must be made by the Board of FEIF

G11.4.Code of conduct for officials at breeding show

Officials at breeding shows are judges, registrars, ringmasters and other officials regardless of whether they are paid or not.

- Officials shall have a neutral, independent and fair position towards riders, owners, trainers, organisers and other officials and integrate well into a team. Financial and/or personal interest shall not influence or be perceived to influence their way of working.
- Officials will avoid any actual or perceived conflict of interest:



- Officials shall follow the principle that their work raises trust and respect. They apply professionalism, ensure that all participants are treated equally and strengthen the collaboration and cooperation between staff, owners and riders.
- Officials shall not discuss each other's work with other parties (riders, horse owners or others). Internal discussion between judges or other officials at breeding shows are confidential.
- Ringmasters, registrars and judges shall show colleagues respect and be careful not to raise distrust towards other officials or the breeding assessment system on social media.
- If the show is held at a private stud farm/place, the owner of the facility shall not be a member of the show's staff, if he/she is owner of horses being presented at the show. (Exceptions from this rule can be accepted by the FEIF Director of Breeding in special circumstances).
- Officials will minimize the use of electronic communication, including mobile phones, while judging/working at the breeding show.
- Officials will not consume alcohol until after their obligations for the day are finished.
- Officials shall strive to increase their professional knowledge.
- Officials shall comply with rules and regulations governing the breeding shows.
- A judge shall not participate in assessment work at national level if his/her principal occupation is extensive horse breeding, sale of horses or stallion fees.

All officials working at a breeding show must understand and accept these standards and be aware that FEIF has the right to undertake disciplinary actions against officials who do not follow this Code of Conduct and FEIF Rules. Disciplinary actions may consist of: (1) Warning letter (2) Temporary suspension and (3) Removal from the FEIF International list.







FEIF Breeding Rules

Appendices

Valid as of April 1, 2026

Rules for Icelandic Horse Breeding Events



Contents BREEDING

B1	Introduction	67
B2	Authority	67
B2.1	Right to Appeal	67
B3	General rules	68
B3.1	Health Control	68
B3.1.1	Special rules for control of hereditary conditions	68
B3.2	Measurement	68
B3.3	Conformation.....	69
B3.4	Weighting proportion of each single trait	69
B3.5	Ridden Assessment.....	69
B3.5.1	Equipment Inspection	69
B3.5.2	First Assessment	70
B3.5.3	Second Assessment	70
B3.6	Results	71
B3.7	Assessment Certificate	71
B4	Required Staff for Breeding Shows	71
B4.1	Show Manager.....	71
B4.2	Judges.....	71
B4.2.1	Qualification	71
B4.2.2	Number	71
B4.2.3	Chief Judge	72
B4.3	Show Secretary.....	72
B4.4	Speaker.....	72
B4.5	Ring master.....	72
B5	Horses	73
B5.1	Eligibility	73
B5.2	Classes	73
B5.3	Dismissal of the horse.....	73
B6	Breeding Shows at World Championships	74
B6.1	Eligible horses.....	74
B6.2	Judges' Panel.....	74
B6.3	Announcement of Marks	74
B6.4	Team leader.....	74
B7	Appendix 1: FEIF Recognition of Breeding Shows	75
B7.1	Fees	75
B8	Appendix 2: Breeding Goals for the Icelandic Horse	76
B8.1	General Breeding Goals	76
B8.2	Specific Breeding Goals.....	76
B8.2.1	The character of the horse.....	76
B8.2.2	Conformation in general.....	76
B8.2.3	Conformation in detail	76
B8.2.4	Ridden abilities in general.....	77
B8.2.5	Ridden abilities/gaits in detail.....	78
B8.3	Body Measurements	79
B8.4	Guidelines for breeding assessments of Icelandic horses	80



B8.4.1	Conformation.....	80
B8.4.2	Riding horse qualities.....	92
B8.5	Prize for offspring.....	106
B8.5.1	Procedure for offspring awarded horses at international level	106
B9	Appendix 3: Documents and Forms	107
B9.1	FEIF Breeding Assessment Forms	107
B9.2	FEIF Breeding Assessment Certificates	107
B10	Appendix 4: International Breeding Judges	108
B10.1	Qualities and Prerequisites.....	108
B10.1.1	General	108
B10.1.2	Specific.....	108
B10.2	International Breeding Judge Seminars.....	108
B10.2.1	Seminar for active FEIF international breeding judges.....	108
B10.2.2	Seminar and Test to become licenced FEIF International Breeding Judge	109
B10.2.3	Definition of the test	109
B10.3	FEIF International Breeding Judge Licence.....	112
B10.3.1	The primary licence/trial period.....	112
B10.3.2	Extension of licence	112
B11	Appendix 5: Approved information	113
B11.1.1	Standard marking of tracks.....	113
B11.1.2	Position of horses during conformation assessment:	113
B11.1.3	Measurements	114
B11.1.4	Testicle check	115
B11.1.5	General Health Control	115
B11.1.6	FEIF working rules for breeding shows	116
B11.1.7	Checklist for facilities at breeding shows	118
B11.1.8	Foal and young horse evaluation.....	119



B1 Introduction

When the first people settled down in Iceland with their horses some 1000 years ago the horses were already selected. A breeding policy that emerged on the basis of need – only the best horses would be good enough - was utilised when the boats went off for Iceland. All through the years the living conditions for man and horse in Iceland have been greatly responsible for the further selection. During the last century man has interfered more and more. Today we know about assessments of breeding horses that are more than 50 years old. A unique assessment system was established in Iceland and has ever since been an example followed by breeders of other horse races. This assessment system has undergone continuous development. The result of this development can be read about here – and seen wherever man is enjoying life together with the Icelandic horse.

In 1986 the FEIF assessment system for Icelandic breeding horses was described in detail together with the breeding standard by Marit Jonsson (former President of FEIF) in co-operation with the former national horse breeding advisor in Iceland, Gunnar Bjarnason. A few years later Kristinn Hugason, national horse breeding advisor in Iceland at that time, initiated and, in 1992, finished the first book version of Icelandic breeding show rules and the scale of scoring for the different traits. Along with these two publications the interest of Icelandic horse breeding spread around the world faster than one could believe. To some extent, this increase in the breeding helped many FEIF member nation states to decide to support the goal of having only one breeding assessment system in use for Icelandic horse breeding.

In 1994 a joint declaration on the breeding of Icelandic horses was signed by FEIF and the State of Iceland, recognising Iceland as the country of origin of the Icelandic horse. This declaration ensures that all FEIF member nation states outside Iceland will do their best to follow the lead of Iceland in all matters of breeding and the use of the horse. This cooperation is based on Icelandic regulation nr. 948/2002 regarding the country of origin of the Icelandic horse. According to this regulation, an advisory committee of three members, the national breeding advisor of Iceland, the FEIF Director of Breeding and chairman appointed by the agricultural minister of Iceland governs all rules concerning breeding of the Icelandic horse. This means that all changes on the FEIF Breeding rules, accepted by the Delegates' Assembly, have to be confirmed by this board. Finally, the changes need to be confirmed by the agricultural minister of Iceland in a regulation on the country of origin of the Icelandic horse.

B2 Authority

The FEIF Delegates Assembly must approve any changes made to this assessment system before they are accepted into the FEIF Rules. The final acceptance is made by the advisory committee which is based on Icelandic regulation 948/2002 about the country of origin of the Icelandic horse.

All breeding shows must be in full accordance with the FEIF / Icelandic breeding horse assessment system. Icelandic breeding shows must be in full accordance with the Icelandic core rules (Icelandic regulation nr. 948/2002).

B2.1 Right to Appeal

Any claim of mistakes in the published official documents must be referred to the national organisation responsible for the Breeding show, which must approve the claim before it can be put forward to FEIF for a decision. The decision shall be the responsibility of FEIF.



B3 General rules

The assessment system is for judging individual horses only.

The maximum number of horses to be judged per day should not exceed the equivalence of 35 horses in full assessment (both conformation and ridden abilities).

B3.1 Health Control

The horses taking part must be free from any infectious or contagious disease and must not come from infected stock. Proof that the vaccination requirements stipulated in the schedule have been adhered to must be provided on request.

If a horse appears to the majority of the judges or to the ringmaster to be unfit to be shown (lameness, lack of fitness, doping etc.), the chief judge or the official veterinarian can order a veterinary examination to be carried out. The decision on whether the horse is fit for the showing rests with the ring master/chief judge.

There is no right of appeal.

B3.1.1 Special rules for control of hereditary conditions

Bone spavin

Radiographic examination of the distal tarsus is required for stallions before entering the first breeding show from the age of 5 years.

A complete radiographic examination is requested including four different projections of each hock. The radiographs are sent for central interpretation (by the same radiologist) in each country.

Information about the radiographic diagnosis will be recorded in WorldFengur.

Defects of the testicles

For stallions, the testicles are palpated and measured. The size of the testicles (scrotal width) is measured and in the case of visible difference in the size of the testicles, they are measured separately. Torsion of the testicles is noted as well as abnormalities in the consistency of the testicles.

The presence of cryptorchidism (abdominal retention or inguinal retention), scrotal width less than 8 cm and difference in the testicle size (mm³) which is equal or more than 50 % is regarded as unsound.

Information about these abnormalities will be recorded in WorldFengur (red T/red S).

B3.2 Measurement

- All horses shall be measured with a measuring tape, a measuring stick and callipers at all measuring points described (see B7 Appendix 2: Body Measurements) prior to each conformation assessment.
- All horses regardless of past measurement must have the length of the hooves measured at each show.
- Riders are entitled to one helper during the measurement of the horse.



B3.3 Conformation

- The conformation is assessed when the horse is presented in hand and even to some degree during the first assessment of ridden abilities. After the preliminary assessment of conformation, the rider must have enough time to prepare the horse for the assessment of its ridden abilities.
- If a horse has been assessed for conformation as a five-year-old or later, the owner can choose to use this last confirmation assessment, including measurements – except for length of hooves. The body measurements and the conformation marks are taken from the last conformation assessment, and the horse is only shown for ridden abilities.
- Riders are entitled to one helper during the conformation assessment of the horse.

B3.4 Weighting proportion of each single trait

For calculation of the scores of each single trait and the total score

Conformation		Ridden abilities/gaits	
Head	2%	Tölt	16%
Neck, withers & shoulders	8%	Trot	9%
Back and hindquarters	5.5%	Pace	10%
Proportions	7%	Canter	4%
Legs (quality)	4%	Gallop	3%
Legs (joints)	2%	Spirit	7%
Hooves	5%	General impression	10%
Mane and tail	1.5%	Walk	6%
Total:	35%		65%

B3.5 Ridden Assessment

The horses will be judged twice for ridden abilities in two separate assessments.

The qualities judged shall be processed by the judges using the “Judging scale for individual breeding judgements” (see Appendix 2). The scores shall be calculated to two decimal points using the “Weighting proportions of each single trait” (see B3.4).

B3.5.1 Equipment Inspection

Inspections of shoes, protective equipment and other equipment of the horse and rider lies with the ringmaster. A check of horse's equipment is mandatory for all horses in the show and shall take place after the first and second assessments. On behalf of the judges the chief judge can ask the ringmaster for an extra check of the equipment.

The ringmaster decides whether the equipment complies with the regulations. They can demand that the shoes be removed or replaced. The rider has no right to claim compensation. If the rider refuses to follow the ringmaster's instruction, the horse will be disqualified from the entire show. The ringmaster can get a second opinion from the judges' panel.



B3.5.2 First Assessment

Starting Order

The starting order is drawn separately for each class.

Presentation

The rider can go a maximum of five times in each direction up and down the track, to display the ridden qualities of the horse.

B3.5.3 Second Assessment

Starting Order

Starting groups of 2-4 horses are formed based on the results of the first assessment. Horses which have received the lowest scores in the first assessment start first.

Presentation

There are 2-4 horses on the track at a time, depending on the facilities and the number of horses.

The rider can go a maximum of three times in each direction up and down the track, to display the ridden qualities of the horse.

The judges may request additional showing of a horse during the second assessment.

The judges can raise individual marks of a horse, if the horse improves its performance from the previous one. The marks cannot be lowered in the second assessment, except for the trait Spirit (see B11.1.5).



B3.6 Results

All marks must be made known to the riders not later than before the second assessment of ridden abilities. Marks for conformation can be made known directly after the assessment of conformation and the marks for riding abilities directly after the first assessment of riding abilities.

The judges' decision on the marks is final.

The results from breeding shows organised in accordance with the FEIF Rules and Regulations are valid in all FEIF member countries and must be registered in WorldFengur. The Registration must be confirmed by the Chief Judge within one week after the show.

B3.7 Assessment Certificate

It is optional for the organisers at the end of breeding shows to produce the FEIF Breeding Assessment Certificate and to hand it over to the person responsible for presenting the horse for assessment.

B4 Required Staff for Breeding Shows

B4.1 Show Manager

At all breeding shows with more than 10 participants, it is necessary to appoint a Show Manager, who is responsible for running the show in cooperation with the judging panel. In addition, it is necessary to appoint personal to control the taking of measurements, computer operators, and announcers as needed. The show manager and ring master can be the same person.

Specific tasks include:

- a) supervise the running of the breeding show.
- b) ensure that the communications between judges and riders works.
- c) ensure that the judges can work undisturbed.
- d) together with the chief judge, ensure that the current FEIF Rules and Regulations are upheld.

B4.2 Judges

B4.2.1 Qualification

The judges' panel consists of FEIF licensed international Breeding judges.

Breeding judges in Iceland must hold a university college degree in livestock science and must have passed a special qualifying test held by the Farmers Association of Iceland.

B4.2.2 Number

Normally three judges work together at each breeding show, and they reach a common agreement on each mark given.



Whenever the number of horses in a show is 35 or fewer the organiser can choose to have only two FEIF licensed international Breeding judges. Every year the FEIF Director of Breeding, the Breeding Leader of Iceland and the chairman of the FEIF Breeding Judge Committee prepare a plan for the breeding judge panel for all breeding shows in the following year in collaboration with the national breeding leaders.

B4.2.3 Chief Judge

Each judging panel has a chief judge. It is his/her duty to make sure that judging goes efficiently and that results are determined.

Specific tasks of the Chief Judge are as follows:

- a. To ensure the current FEIF rules are followed correctly.
- b. To lead the judges' briefing before and after the show.
- c. To ensure communications between the judges and show leader work.
- d. To approve the tracks and other facilities together with the show manager.
- e. To decide together with the show manager on which part of the track the horses shall be shown.
- f. To undertake the duties of the show manager, where no show manager has been elected.
- g. To submit a report of the breeding show to the FEIF Director of Breeding.

B4.3 Show Secretary

Responsible for registering the horses, preparing the computer and paperwork (previous results, assessment forms, breeding certificates and result lists).

B4.4 Speaker

Responsible for giving information to the audience.

B4.5 Ring master

Ring masters at breeding shows need to be certified by FEIF. Certification can be attained by attending a seminar for ring masters which is organized by the breeding committee of FEIF. A ringmaster test may also be implemented. To keep the license, a ringmaster needs to measure (or judge) a minimum of 50 horses in a period of two years (registered in WorldFengur). It is also necessary to attend a ringmaster seminar every 4 years.

Specific tasks include:

- a) Confirm the identity of participating horses and their eligibility according to G7.3.1.
- b) Health inspection of all horses prior to conformation assessment according to B11.1.5.
- c) Measuring of horses attending the show according to B11.1.3 and B11.1.4.
- d) Equipment check and health inspection after the first and second assessment of riding ability according to G8 and B11.1.5, respectively.



B5 Horses

B5.1 Eligibility

Breeding shows are open to horses registered in WorldFengur that fulfil other requirements stated in the rules and regulations of FEIF

B5.2 Classes

Stallions, geldings and mares can be shown in separate classes in the following age groups:

- a) 4 years old
- b) 5 years old
- c) 6 years old
- d) 7 years and older

B5.3 Dismissal of the horse

A horse being presented for judgement showing dangerous behaviour shall be dismissed from the show.

- Only the judges' panel and/or show manager can dismiss such a horse.
- There is no right of appeal.



B6 Breeding Shows at World Championships

The following rules apply to breeding shows at World Championships. In cases where rules in this section conflict with the general Breeding Rules and Regulations, these rules apply.

Organisers of World Championships are obliged to arrange a breeding show.

B6.1 Eligible horses

FEIF member associations may enter a maximum of 2 horses per age group.

Horses may take part in both the Breeding Show and Sport Competition, but the shoeing may not be changed at all during the World Championships.

No reserve horses are possible. A horse may only represent the nation state in which it was born.

Classes

Stallions and mares will be shown in separate classes in the following age groups:

- a) 5 years old
- b) 6 years old
- c) 7 years old or over

B6.2 Judges' Panel

The FEIF Director of Breeding and the Breeding Judges Committee shall be responsible for the selection of the judges' panel with 3 judges and one reserve judge and shall inform the organisers of their decision by February 1 the latest.

B6.3 Announcement of Marks

The preliminary marks awarded to a horse are ready for public announcement directly after the first complete assessment is finished.

B6.4 Team leader

Each participating country must name a team leader who will represent the team. The team leader will receive all the information about the show and will be the contact person between the team, the show's organisers and FEIF.



B7 Appendix 1: FEIF Recognition of Breeding Shows

B7.1 Fees

The WorldFengur Board of Co-operation decides on the fee per horse judged. The information on the fee is presented to the breeding leaders in the annual breeding leader meeting.



B8 Appendix 2: Breeding Goals for the Icelandic Horse

B8.1 General Breeding Goals

Health, Fertility, Longevity

The official breeding goal is to breed a healthy, fertile and durable horse – a robust Icelandic horse.

Colours

The official breeding goal is to preserve all possible varieties of coat colour within the breed. It still should be kept in mind that some colour variations are correlated with genetic or physical defects that should be avoided.

Size

The official breeding goal gives room for substantial variation in size. Most Icelandic horses are in the range of 135 – 146 cm at the withers when measured with a rod, a preferred height at withers is at least 138 cm.

The roles of the horse

The aim is to breed a riding horse that has varied roles and is suitable for different types of riders. The use of the horse is first and foremost aimed at its qualities as a riding horse as it is used for general leisure riding, travelling and for various types of competitions.

B8.2 Specific Breeding Goals

B8.2.1 The character of the horse

The aim is a character that enables the horse to be used for different roles with a special emphasis on a calm, friendly and cooperative character. The horse is supposed to be courageous and reliable, both when handling and when ridden. The breeding goal encompasses more types of horses with regards to willingness and sensitivity; from sensitive and willing horses to calmer types, but always with an emphasis on willingness to perform.

B8.2.2 Conformation in general

The conformation should be functional and promote the health and durability of the horse where carrying ability, natural gaiting ability and the capacity to move under a rider in balance and correct posture are paramount. The conformation should also be characterized by beauty and attractive appearance with an emphasis on strength and muscularity.

B8.2.3 Conformation in detail

The breeding goal within each trait is described in the scores of 9.5 – 10, the traits are: head, neck withers and shoulders, back and group, proportions, quality of legs, correctness of legs, hooves and mane and tail.

Head

A very beautiful, light and finely chiselled head, thin ears, well set and not too open. A large, open and alert eye with a neat bone structure around it. The jaws are light, and the nose profile is straight, nostrils are flared, and the mouth is appropriately long.



Neck, withers and shoulders

Very well shaped neck which is supple, well raised and high set. The neck has a long and arched topline, it is well separated from the shoulders and very slender. The neck is thin at the throat and the connection between the head and the neck is very supple. The withers are high and long, and the shoulders are long and sloping.

Back and croup

The back has great carrying ability; the front part of the back is high, and the lowest point of the back is in the middle, the back is broad and very well-muscled. The loins are short, broad and well-muscled and the connection between the loins and the croup is supple. The croup is long, adequately sloping and even in form, the croup and the thighs are very well muscled.

Proportions

Impressive overall appearance. The horse is robust and well balanced; the front, middle and hind sections are equal, the horse is very up-hill, well-muscled and adequately wide in the chest. The horse has long legs and a cylindrical, even and rather light trunk. The length of the horse is created by long shoulders, appropriately long back and a long croup, its length is greater than the height at the croup (reference: difference of 4-6 cm).

Quality of legs

Correct position of the front- and hind legs in profile; the front legs are positioned to the front, they have a straight, vertical alignment from the middle of the forearm to the pasterns, which are appropriately long and sloping, the hind legs are positioned under the horse in such a way that there is a straight, vertical line from the buttocks to the hock and along the cannon bone. The joints in the hind leg are adequately angled. Dry, very strong tendons and good separation between the tendons and the bone, strong joints. The front legs are muscular, and the legs have good feathers.

Correctness of legs

Totally correct legs: the front legs are absolutely straight when standing still and they move in a straight line, with adequate space between them. The hind legs should be straight as well, turning out slightly and moving in a straight line, with adequate space between them that increases with higher speed.

Hooves

Very strong, sound and correctly shaped hooves. The hoof wall is thick, strong and even. The coronet is wide and there is adequate difference in the width of the coronet and hoof. The heels are thick, strong and adequately long with solid bars and the angle of the heels is correct. The heel bulbs are even and thick. The sole is thick, concave and symmetrical. The frog is even and healthy.

Mane and tail

The forelock, mane and tail improve the horse's gracefulness. The forelock, the mane and the tail are thick. The forelock extends clearly below the horse's eyes, the mane is long on both sides and the tail is down to the pasterns. The growth of the mane is even from the poll and to the withers.

B8.2.4 Ridden abilities in general

The aim is to breed a quality gaited horse that has a natural ability to carry a rider in balance, self-carriage and is beautiful when ridden, a horse that is agile, sure-footed and with good stamina – a true Icelandic gæðingur.



The main goal with regards to the gaiting ability is that the gaits have correct beat and posture, the horse is moving freely in an even rhythm. The gaits should moreover possess suppleness, lightness, long strides and speed capacity.

The horse should be able to move in correct body form in every gait with ease. The movements should be free and without constraint. The horse should have the ability for collection as well as lengthening of the strides with increased propulsion in faster tempos. Acceleration in the gaits should be based more on the lengthening of the strides than increased stride frequency. Important aspects of correct body form under rider which the conformation should facilitate are: The topline is long and relaxed and there is carriage in the back and hind quarters. The horse can easily coil the loins and use the hind legs as well for carrying as for propulsion. The horse can easily lift the back and the base of an arched neck that is extended forward with the poll as the highest point. The head-carriage is relaxed and unconstrained with the nose line in front of the vertical. The movement runs fluently through the horse with elasticity in the back that is created by the carrying ability and propulsion of the hind legs and a relaxed topline.

The roundness of the topline and the raising of the neck varies between tempos, gaits and the degree of collection. When the horse is ridden in collection at slower tempos the topline is more arched, the loins are more coiled, and the front part of the horse is higher compared to the hind. The strides are shorter and slower, and the stance phase of the hind legs is longer than the stance phase of the front legs which have high, light and free movements. Here, collection goes together with suppleness and fluent movements. When the horse increases the speed, it lengthens the strides, the stance phase of the front and hind legs becomes more even, and it extends the head and neck forward with a strong and relaxed topline.

B8.2.5 Ridden abilities/gaits in detail

The breeding goal within each trait is described in the scores of 9.5 – 10, the traits are: tölt, trot, pace, gallop, canter, rideability, general impression and walk.

Tölt

The tölt has a clear and even four-beat rhythm, is very comfortable, supple, with long strides and high and wide movements. The horse is in balance, with very light and elastic movements which run fluently through the body. The horse is up-hill, with a well raised neck, long and supple topline, a carrying elastic back and active and supple hindquarters. The horse maintains the quality of the tölt in all tempos, from slow up to fast speed.

Slow tölt

The tölt is clear-beat, very supple, with long strides, high and wide movements and an even rhythm. The horse is in good balance and self-carriage, with light and elastic movements that run fluently through the body. The horse is up-hill with good back bearing and a long topline, the neck is arched and well raised, and the hindquarters are engaged.

Trot

The trot is two-beat, well balanced and secure with an even rhythm. The horse has long strides and high, light, very elastic movements and good suspension. The horse is up-hill with a long topline and good back bearing. The movements run fluently through the horse's body and it maintains the quality of the trot from slow up to fast speed.

Pace

Clear-beat, secure pace with long strides and elegant movements, excellent speed. The pace is in excellent balance, has good suspension and lightness with correct posture. The topline is long and there is carriage in the back, the horse extends the head and neck forward. (Reference: the horse goes the 100 meters in less than 8 sec.).



Gallop

Good beat, very supple gallop with good suspension, elasticity and fluent movements. The horse moves in uphill balance with high and light movements and reaches fast speed, hindquarters are engaged and the hindlegs are reaching far under the horse. The horse stretches out in long and round strides. There is carriage in the back and the topline is long and supple.

Canter

Three-beat, very supple canter with long strides and good suspension. The movements are fluent and elastic. The horse is moving in excellent balance with light movements and pushes itself well upwards and forwards in an effortless and elegant way. The topline is arched and the horse is uphill; the hindquarters are engaged with carrying hind legs so that the movements in front are high and light.

Rideability

The horse is very co-operative, positive and willing to perform. It is alert and responsive to the aids, courageous and relaxed in all gaits. The horse is always light on the reins and the topline is very supple. The horse is in complete mental balance and performs in all gaits with minimum aids from the rider.

General impression

The horse is very impressive and elegant when ridden; with correct posture in every gait, well raised and well balanced with a long and supple topline. The horse moves freely and fluently without restraint, light on the reins and supple in the body. All gaits are characterized by lightness and elasticity as well as high and wide movements.

Walk

The walk has an even four-beat rhythm, well balanced and steady, with long strides. The movements are graceful and energetic, yet the horse is resting in every step. The horse is averagely raised, the topline is long, elastic and rounded with good back bearing. There is good engagement of the hindquarters and a fluent and unconstrained movement is running through the horse's body, from the forelock to the tail.

B8.3 Body Measurements

All measurements shall be done with the appropriate tool.

Rod measurements:

- M1: Height at the highest point of the withers.
- M2: Height at the lowest point of the back.
- M3: Height at the highest point of the croup.
- M4: The depth of the breast measured from the highest point of the withers to the breastbone behind the front leg.
- M5: The length of the body from the point of shoulder to the end of the hindquarters.

Large calliper measurements:

- M6: The width of the chest between the points of the shoulders.
- M7: The width of the hips between the hip points.
- M8: The width of the hips between the hip joints (greater trochanter of the femura).

Tape measurements:

- M10: The maximum circumference of the knee.
- M11: The minimum circumference of the front leg below the front knee



Small calliper measurements:

- M9: The width of the leg and tendons below the front knee.
- The left front hoof from the top of the hoof to the tip of toe.
- The left hind hoof from the top of the hoof to the tip of toe.

B8.4 Guidelines for breeding assessments of Icelandic horses

The scale for the assessments is from 5.0 to 10.0 where:

9,5-10 is an outstanding trait, among the best there is in the population at each time.

9,0 is excellent

8,5 is very good

8,0 is good

7,5 is average quality trait

7,0 is a rather poor quality

6,5 is poor trait

6,0 is a very poor quality

5.0-5.5 is barely or not existing trait

B8.4.1 Conformation

During the assessment of conformation, the horse should be awake and attentive as well as still and without tension. The horse should stand evenly with weight on all legs. The front legs should be vertical, and the hind legs should also be evenly positioned in such a way that the cannon bone is vertical (it is acceptable that the hind legs are separated by approximately one hoof length). The positioning of the horse should not be forced, the horse being presented on loose rein and with natural raising. It should be possible to lead the horse straight and at an even tempo in walk and trot for the assessment of the correctness of legs.

Head

In this trait, the shape and position of the ears is assessed, the size and shape of the head, including the nose line and thickness/depth of the jaws and how dry the head is. The eyes are also assessed, their frame and size and the length of the mouth.

9.5 - 10

A very beautiful, light and finely chiseled head, thin ears, well set and not too open. A large, open and alert eye with a neat bone structure around it. The jaws are light, and the nose profile is straight, nostrils are flared, and the mouth is appropriately long.

9.0

The shape of the head is nearly without faults and the jaws are light and thin. The ears are well positioned and rather fine.

- Very beautiful and fine head.
- The head is finely chiseled, and the eyes are well open with a sharp and fine frame.

8.5

The shape of the head, the position and shape of the ears are without any actual faults, deviations from a straight nose line can only be small.

- Very handsome and expressive head.
- The nose line is straight, the eyes are well open, the ears are well positioned, but the head could be more chiseled.



- Very beautiful and finely chiseled head, the eyes are large and well open, the ears are fine and well positioned, but there is a slight deviation from a straight nose line.
- A beautiful, fine head, well open eyes but the ears could be better positioned and finer/shorter.

8.0

- The shape of the head is good, and the position and shape of the ears are without major faults, but the head is not expressive.
- The head has a good expression and no major faults.
- Handsome and expressive head. There can be some deviation from a straight nose line if the head is otherwise without major faults.
- The nose line is straight, and the jaws are light, but the head is slightly too long.
- Very beautiful and expressive head with large eyes but some considerable fault.

7.5

- The head is without faults, but no parts especially good.
- Handsome, expressive head but can be rather coarse or relatively too big, if it is otherwise without major faults.
- Good attributes in the head can cancel out a few faults. For example, well positioned and fine ears and large, well open eyes but the head is considerably dished.

7.0

Maximum score if the head has some of the following faults and there are no good attributes to weigh up the score:

- Unattractive head.
- Lack of expression and fleshy head.
- Deep, thick jaws.
- Small eyes set deep in the head.
- Noticeably too big/long head.
- Bad ear position.
- Coarse ears.
- Considerable deviation from a straight nose line (such as dished face, roman nose, raven's nose).
- Very short mouth.

6.5 or lower

The scores of 6.5 or lower are given if one of the following faults is very evident and very few other attributes improve the head. This score might also be given if each of the faults is not so great, but there are more than one of them and there are very few good elements.

- Very coarse and a relatively big head.
- Badly shaped and positioned ears.
- Great deviation from a straight nose line.
- Very fleshy head.
- Very ugly head

Neck, withers and shoulders

The shape, raising, position and length of the neck are assessed. The height and length of the withers are also assessed, as well as the length and slope of the shoulders. An emphasis is placed on the function of the front part when the horse is ridden with regards to the raising of the neck, head carriage and/or movements of the shoulders.



9.5 - 10

Very well shaped neck which is supple, well raised and high set. The neck has a long and arched topline, it is well separated from the shoulders and very slender. The neck is thin at the throat and the connection between the head and the neck is very supple. The withers are high and long, and the shoulders are long and sloping.

Before the scores of 9.5 or 10 for neck, withers and shoulders are given, it should be verified that the front-part is functioning well when the horse is ridden.

9.0

The front part of the horse is very impressive. The neck is correctly shaped with a long and strong topline, it is raised and high-set. The length and slope of the shoulders is at least average, and the withers are high.

- Very well raised and slender neck with a good flexion at the poll, length is above average.
- Very supple and high-set neck, which is separated from the shoulders, length is average.
- Very high-set and fine neck that is well separated from shoulders, thin at the throat.
- Very high-set and slender neck, long and well raised with high withers, the topline could be more arched, but the horse uses the neck well when ridden; well raised in a good head-carriage.
- The topline is long and well arched, the neck is high set and well raised. The withers are high, and the shoulders are sloping but the neck is not fine. The front-part is impressive and functions well when the horse is ridden.

8.5

The neck is correctly shaped and well set, the raising and length of the neck and the height of the withers are not below average. Maximum score if the neck is thick at the throat or with a slightly convex lower neckline, but only if the fault is not disturbing when the horse is ridden.

- Well raised and very supple neck, but rather thick. The withers are high and long, and the shoulders are sloping.
- Very high-set and supple neck with high withers and sloping shoulders, averagely raised.
- Well raised, slender neck, above average in length, high and long withers, but the shoulders are rather straight.
- Long, well raised, slender neck, with sloping shoulders, but the withers are average in height.
- Very supple and high-set slender neck, which is well separated from sloping shoulders, the withers are high, but the length of the neck is only average.
- Very high set and slender neck, long and well raised with high withers, the topline is rather straight.

8.0

The front part of the horse is rather good looking. The neck is at least averagely raised and there are no actual faults in the topline or the shape of the neck. Maximum score if the lower neckline is obviously convex.

- Well raised and supple neck but not separated from the shoulders and thick at the throat, the withers are high, and the shoulders are sloping.
- Long and supple, well set and slender neck, the slope of the shoulders is acceptable, but the withers are rather low.
- Long and supple neck, the withers are high, and the sloping of the shoulders is acceptable, the position and raising of the neck is average.



- High-set and slender neck, averagely raised with high withers, the topline is rather long but straight.
- Raised neck with a strong topline and high withers, gets thinner to the throat but is rather low-set.
- Raised and high set, supple neck, the withers are high, and the shoulders are sloping, but the lower neckline is obviously convex.
- A well-raised neck, but otherwise only average conformation of the neck, withers and shoulders.
- Supple, high set and slender neck that is well separated from sloping shoulders, the withers are high but the neck is rather short.

7.5

Maximum score if there is deer neck or concave shape of the neck or if the withers are low, also if the neck is both low-set and thick at the throat.

- Average conformation of the neck, withers and shoulders.
- The neck is high-set and averagely raised but lacking strength in the topline, withers and shoulders are average.
- High-set, slender and long neck, the withers are high but the topline is weak..
- The neck is averagely raised, short and rather heavy, the withers are high, and the shoulders are sloping.
- A well-raised and supple neck with high withers and sloping shoulders, but the neck is both low-set and thick at the throat.
- A supple and well-set neck, at least averagely raised, but the withers are low, and the shoulders are straight.

7.0

Maximum score if the front part affects the appearance of the horse in a negative way.

- A rather slender and long deer neck, the shoulders are straight, and withers are average.
- A long and supple neck, but too low-set, low withers and straight shoulders.
- A well-raised neck but with obviously concave shape, other aspects of the forequarters are average.
- A supple neck, the raising and position of the neck are average, but the neck is too heavy.
- Very concave topline, other aspects of the forequarters are average.

6.5

- Low set and heavy neck with convex lower neckline. Height of withers and slope of shoulders is average.
- Averagely raised deer neck with stiff connection to the head even though the neck is long and slender.
- Very prominent flaw in the shape or the raising of the neck that clearly affects the horses appearance in a negative way under rider (i.e. low raised with stiff head carriage, very limited movement of the shoulders).
- Short neck that is thick at the throat and lacking raising.

6.0 or lower

The scores of 5.5-6.0 are given if one of the following faults is very evident and very few other elements improve the forequarters. These scores can also be given if each of the faults is not so great, but there are more than one of them and very few good elements.

- -A concave neck/prominent deer neck.
- -A very low-set neck.



- -Very convex lower neckline.
- -Very heavy forequarters.
- -A very short neck.
- -Very low and flat withers.
- -The shoulders are very straight.
- -The shoulders are very tight.

Back and croup.

The topline in the back and croup is assessed, the line in the back and the length and slope of the croup. The assessment also involves the width and musculature of the back, the length and width of the loins and the form and musculature of the croup. It should be noted that the difference in height between the lowest point of the back and the highest point of the croup should not be too great (reference: 4-6 cm). A correct position of the horse is especially important for the assessment of this trait (see above). An emphasis is placed on the function of this trait when the horse is ridden. If there is doubt with the function of the back (direction and/or curvature) with regards to carrying ability and/or suppleness, the judges should wait and see how the horse uses its back when ridden before giving the final score for this trait.

9.5 - 10

The back has great carrying ability; the front part of the back is high, and the lowest point of the back is in the middle, the back is broad and very well-muscled. The loins are short, broad and well-muscled and the connection between the loins and the croup is supple. The croup is long, adequately sloping and even in form, the croup and the thighs are very well muscled.

9.0

The back has good carrying ability; the front part of the back is high, and the lowest point of the back is in the middle. The croup is long and adequately sloping. An especially well formed back can cancel out minor faults in the croup and vice versa, but the loins must always be well formed.

- -The back is broad, and both the back and the croup are well-muscled, but the croup has some minor faults.
- -The croup is well muscled, deep and even, the back is above average with regards to width and musculature.

8.5

The back is neither narrow or lacking muscles, the front part of the back is high, and the lowest point of the back is in the middle. The conformation of the loins is good and there are no major faults in the croup (much roof shaped croup, very narrowing croup etc.).

- A muscled and broad back but the backline could be higher, the croup is well muscled. The horse shows carrying ability in the back when ridden.
- A muscled and broad back, the croup is well formed. The line in the back is rather straight but the horse shows suppleness when ridden.
- The front part of the back is especially high, and the back is muscled. The connection of the back and croup is supple, and the croup is adequately sloping but could be more muscled, for example shallow or coarse.
- An especially good line in the back and well-formed croup, but width of the back and/or muscles are average.



8.0**The backline is balanced, and the conformation of the loins is acceptable.**

- The croup is evenly formed but the back is only average regarding musculature and width.
- A broad and muscled back, the lowest point of the back is in the middle, but the backline could be higher, the croup is well muscled.
- The back is well muscled and broad; the croup is well formed. The line in the back is rather straight.
- A well-formed back; broad and well-muscled, as well as formed loins. The croup is average in form or too steep.
- A well-formed croup; long and adequately sloping, well-muscled and even. The conformation of the back is acceptable.
- The backline is balanced, the back is broad and well-muscled, but the croup is short and lacking in musculature, roof-shaped or narrowing.

7.5**Maximum score if there is an obvious fault in the topline of the horse; forward sloping, stiff, or sway back, stiffness or too much length in the loins or a flat croup.**

- The backline is balanced, but all other elements of the trait are average.
- A broad and well-muscled back and the croup is long and well-muscled but there is some forward slope in the back, or the back is swayed.
- The backline is balanced, the back is broad or well-muscled, but the croup is short and lacking in musculature, roof-shaped or obviously narrowing.
- The backline is balanced, but the back is too narrow, the croup is well muscled and even.
- A well-formed back can cancel out faults in the croup and vice versa.

7.0

- A forward sloping or swayed back, other elements of the trait are average.
- The backline is balanced, but the back is narrow, and both the back and croup are lacking muscles.
- Stiff backline and loins but rather good conformation of the croup.

6.5

- Much forward sloping or swayed back that greatly affects the horse's carrying ability under rider.
- Very stiff and narrow backline, stiff loins but average conformation of the croup.
- The croup is roof-shaped, narrowing and lacking muscles. Average conformation of the back.
- See the descriptions for the scores 6.0 and lower, but here the faults are not as serious.

6.0 or lower**When giving the scores one must assess the number of faults and how serious they are, as before.**

- Humpbacked or very stiff loins.
- Very swayed back.
- Very forward sloping back.
- Serious faults in the conformation of the loins (stiff, narrow, long).
- Very narrow and stiff back, lacking muscles.
- Very narrowing croup.
- Very coarse croup.
- Very short, flat, roof-shaped or rounded croup.



Proportions

The overall appearance of the horse is assessed including balance, shape of the trunk and proportions in the body. The leg length of the horse is also assessed as well as the lightness of the trunk and musculature.

9.5 – 10

Impressive overall appearance. The horse is robust and well balanced; the front, middle and hind sections are equal, the horse is very up-hill, well-muscled and adequately wide in the chest. The horse has long legs and a cylindrical, even and rather light trunk. The length of the horse is created by long shoulders, appropriately long back and a long croup, its length is greater than the height at the croup (reference: difference of 4-6 cm).

9.0

Very beautiful overall appearance. The horse has long legs and is up-hill, with a rather light and totally even trunk, it has a long body, is well-muscled and adequately wide in the chest.

- The horse is very up-hill and has very long legs, there are only minor faults in proportions or in the shape of the trunk, but not a long mid-section.
- Robust overall appearance, the horse is in excellent balance and well proportioned.

8.5

Beautiful overall appearance. The horse has at least average leg length and has a rather even trunk. Minor faults in proportions, but not a long mid-section.

In order to receive the score of 8.5 or higher for proportions, stallions need to have the minimum width of chest of 35 cm and mares 34 cm.

- The horse has long legs and is well proportioned, the trunk is even and rather light.
- The horse has long legs, is well proportioned and up-hill but average with regards to the lightness of the trunk.
- The horse has long legs and has an even and rather light, cylindrical trunk but a rather short trunk or short hind section.
- The horse is well proportioned and very up-hill, with an even and cylindrical trunk, the leg length is average.

8.0

Good overall appearance and acceptable balance. The length of legs and the up-hill balance can cancel out a few minor faults in the proportions. Maximum score if height at withers is under 138cm.

- The horse is well proportioned and has an even trunk but average leg length.
- The horse has long legs, a light body but small hindquarters or should be more up-hill.
- The horse has long legs, an even and light, cylindrical trunk but a short body or a high croup.
- The horse is well proportioned and has long legs but flat ribs.
- The horse is up-hill, well-proportioned and has adequately long legs and long body but has a slightly deep breast.

7.5

Maximum score if the horse has a long midsection or if the front and hind sections are obviously out of proportion to each other (width, depth). Good attributes can cancel out a few faults.

- The horse is well proportioned but other elements of the trait are average.
- The horse has a light body, average leg length but has a long midsection.



- The horse is well balanced, strongly built and well-proportioned but has short legs or a deep breast.
- The horse is rather well-proportioned and has at least average leg length but flat ribs.

7.0

- **Maximum score if the croup is higher than the withers.** The horse has one of the following faults and other elements of the proportions are average: long midsection, low at front, short legs or a deep breast.
- The horse is well-proportioned but has a heavy trunk.
- The horse has a long midsection and is lacking height at front but is tall and with long legs.
- .

6.5

- The horse is in downhill balance and the length of the legs is below average.
- The balance of the horse is acceptable, but it has short legs and long midsection.
- The horse is very heavily built even though the proportions are even.

See the descriptions for the scores 6.0 or lower, but here the faults are not as serious.

6.0 or lower

The scores of 5.5-6.0 are given if one of the following faults is very evident and very few other elements improve the proportions. These scores might also be given if each of the faults is not so great, but there are more than one of them and very few good elements.

- The horse is very low in the front.
- The horse has a very heavy expression; very deep breast, a heavy body (too wide and heavy trunk or very flat-ribbed).
- The horse has very short legs.
- The horse has a very short body and/or very disproportionate in length of the front, middle and hind sections.
- The horse is disproportionate in the front and the hind sections (width, depth) including the chest being too narrow (collapsed).

Quality of legs

The assessment of the appearance of the legs includes the examination of the position of the front- and hind legs, the strength of the joints, proportions in the legs, their musculature and feathers. The assessment also includes an examination of the legs by palpation where the thickness of the tendons is assessed, their separation from the bone and how dry they are. The appearance of the legs should weigh more than examination by palpation.

9.5 – 10

Correct position of the front- and hind legs in profile; the front legs are positioned to the front, they have a straight, vertical alignment from the middle of the forearm to the pasterns, which are appropriately long and sloping, the hind legs are positioned under the horse in such a way that there is a straight, vertical line from the buttocks to the hock and along the cannon bone. The joints in the hind leg are adequately angled. Dry, very strong tendons and good separation between the tendons and the bone, strong joints. The front legs are muscular, and the legs have good feathers.



9.0

Correct position of the front- and hind legs. Dry tendons that are clearly separated from the bone and acceptable feathers.

- The circumference of the front knee (carpus) is not under average.
- -Dry, very strong tendons and good separation between the tendons and the bone, strong joints and adequately long pasterns.
- -Excellent position of front- and hind legs, dry and strong tendons and very good separation from the bone, good feathers.

8.5

No noticeable faults in the position of the front- and hind legs, nor the strength of tendons or the separation between the tendons and the bone. The strength of joints and feathers is acceptable. Proportions within the front legs are satisfactory and the legs are muscular.

- Fairly good leg position, joint and pasterns. Dry, strong tendons and very good separation between the tendons and the bone.
- Very good appearance, the tendons are dry but the separation of the tendons from the bone and their strength is only average.

8.0

Maximum score if there are faults in the position of the front- or hind legs.

- Very good touch but obvious faults in the position of front- or hind legs.
- Good touch and position of legs but the legs are thin and/or lacking muscles.
- Very good appearance but the tendons are not quite dry, or their strength is only average.
- Very good aspects can cancel out a few minor faults.

7.5

Maximum score if there are severe faults in the position of front and/or hind legs.

- Average quality of legs, no obvious faults.
- Very good touch but obvious faults in both the position of front- and hind legs.
- Good touch but obvious faults in the position of front- or hind legs.
- Fairly good touch but the legs are thin and lacking muscles.
- Good aspects can cancel out a few faults.

7.0

Maximum score if the horse is obviously back or over at the knee, tendons are swollen or there is very little separation between the tendons and the bone.

- Acceptable touch but obvious faults in the position of front- and/or hind legs.
- A good position of the legs but very swollen tendons or very little separation between the tendons and the bone.
- See the descriptions for the scores 6.5 or lower, but here the faults are not as serious.

6.5 or lower

- Very swollen tendons on the front and/or hind legs.
- Very little separation between the tendons and the bone in the front legs.
- Very weak joints on hind- and/or front legs (the knee and the hock are especially important).
- Front or hind legs are either too straight, or too angled.
- Great deviations from correct position of the legs; that is, the front legs are either back or over at the knee, positioned far under the horse or the hind legs are very camped-out.



Correctness of legs

The correctness of the legs is assessed from the front and hind view; first when the horse is standing still and then when it is led in walk and trot. When giving the score one must assess the number of faults and how serious they are. When judging the correctness of the legs one should check if there are any signs of overreaching or of unnatural stress.

9.5 – 10

Totally correct legs: the front legs are straight when standing still and they move in a straight line, with adequate space between them. The hind legs should be straight as well, turning out slightly and moving in a straight line, with adequate space between them that increases with higher speed.

9.0

- Very correct legs. No serious faults.

8.5

- Correct legs. Only small faults, but no faults in joints or twisting in the hocks.

8.0

Fairly good correctness of legs. No major faults.

- Front legs are straight but rather narrow, the hind legs are correct and space between them that increases with speed.
- Slight paddling of front legs but quite straight when landing.

7.5

Maximum score if the presentation of the horse is so poorly done, that it is hard to see the correctness properly and/or the horse does not show trot in hand.

- Average correctness of legs. No obvious deviations in the joint, the legs may be a little rotated provided the horse does not show any signs of overreaching.
- Deviations in the joints are noticeable when the horse is standing still but the legs move in a straight line.

7.0

Maximum score if there are obvious faults (rotations/deviations) in front or hind legs or there are signs of abnormal stress on the joints or tendons.

- Obvious deviations in pasterns.
- The horse is very narrow and toed-out in front, quite good in hind.
- The horse is quite good in front but very narrow in hind.
- See the description for the scores 6,5 or lower, but here the faults are not as serious.

6.5 or lower:

- Very crooked joints in front- and/or hind legs.
- Badly twisted hocks.
- The horse is very narrow in front and/or hind legs.
- Serious faults in front- and/or hind legs; knock-kneed/cow-hocked, bow-legged.



Hooves

The assessment of hooves considers the shape of the hooves and appearance from all angles as well as how the hoof is underneath, i.e. the shape of the sole and frog as well as thickness of the heels. In order to get as correct information about the hooves as possible it is important that they are in normal length and well cared for. Correctly shaped hooves are symmetrical and even in shape from the coronet to the ground. A normal deviation in the angle of the inner and outer side of the hoof should be taken into account, as the inner side is normally steeper than the outer one. The hoof should widen slightly from the coronet to the ground. The toe and the heel have approximately the same angle which reflects the angle of the pastern. The length of the heel is 30-50% of the length of the toe. The ends of the heels are parallel, approximately in line with the widest part of the frog.

9.5-10

Very strong, sound and correctly shaped hooves. The hoof wall is thick, strong and even. The coronet is wide and there is adequate difference in the width of the coronet and hoof. The heels are thick, strong and adequately long with solid bars and the angle of the heels is correct. The heel bulbs are even and thick. The sole is thick, concave and symmetrical. The frog is even and healthy.

9.0

Correctly shaped hooves with good horn material and well-proportioned. The heels are thick and adequately long and sloping. The sole is concave and symmetrical.

- Very well shaped hooves with good thickness of the horn. Only slight deviations in other aspects of the hoofs compared to the score 9.5-10.

8.5

Strong and fairly symmetrical hooves with a concave sole. The heels are thick and solid. Only slight deviations are allowed in other aspects of the hooves.

- Thick horn material with even concavity of the sole but not completely symmetrical.
- Very well shaped and well-proportioned hooves and good in all appearance but average thickness of the horn.
- Well-shaped and well-proportioned hooves with good horn but slight deviation in the shape of left and right hooves.

8.0

Healthy and strong hooves. Maximum score if there is much deviation within or between hooves in terms of shape and/or proportions: i.e. obvious deviation in the lengths and or slope of the heel and toe or obvious difference in the slope of the pastern and hoof.

- Un-broken and well-shaped hooves but other aspects are average.
- Thick horn material and well-shaped hooves with even concavity of the sole but the heels are either too long/short or too steep/sloping.
- Thick horn material and thick heels but the hooves are rather narrow.
- Very well-shaped hooves with acceptable concavity of the sole and the thickness of horn material is average.
- Very well shaped hooves with thick horn material but concavity of the sole is deficient.

7.5

Maximum score if the hooves are obviously narrow, with thin horn material or deformed.

- Symmetrical and fairly well shaped hooves, thickness of horn material is average, but the frog is small/thin compared to the size of the hooves.



- Strong hooves with thick horn material but the hooves are narrow and heels too long.
- Thick horn material with rather concave sole but the heels are too wide, low or lacking carriage.
- Very well-shaped hooves with a concave sole but the hoof wall is not strong (the hooves are broken/cracked).
- Very well-shaped hooves with thick horn material but the sole is flat.
- Unbroken and fairly thick hoof wall but the hooves are flared or wide (lacking carriage).

7.0

Maximum score if the hooves are very flat, with obviously poor horn quality or if there is great deviation from correct shape.

- Good horn material and acceptable concavity of the sole but obvious problem with the shape or angle of the hooves, e.g. very sloping or steep hooves.
- Rather well shaped hooves but the hooves have obviously thin horn material and/or are broken, and the heels are thin and short.
- Quite good horn material but the heels have either fallen in or out.
- Unbroken hoof wall but the hooves are flared or wide (lacking carriage).
- See the score of 6.5 and lower but here the faults are not as severe.

6.5 or lower

Number of faults and how severe they are should be taken into consideration.

- Great inconsistency in shape or size of the hooves.
- Very small and weak hooves compared to the size of the horse.
- Hooves with obviously poor horn material (bad looking).
- Very asymmetrical shape of the hoof, the shape of the hoof does not reflect the shape of the coronet or inconsistency in the growth of the hoof.
- Very flat and/or sunken sole.
- The heels have obviously fallen in or out.
- Very thin heels.
- Greatly underrun heels (great inconsistency in the slope of heel and toe).
- Very narrow hooves.
- Very thin or deformed hooves.
- Very small frog or not in proportion with the size of the hoof.
- Great inconsistency in length of heels compared to length of toe.

Mane and tail

The assessment of mane and tail takes into account the length and thickness of forelock, mane and the tail of the horse. Lesser demand is made on this trait for mares than for stallions. These guidelines apply for stallions, but mares are judged on average 0.5 points higher for the same quality.

9.5-10

The forelock, mane and tail improve the horse's gracefulness. The forelock, the mane and the tail are thick. The forelock extends clearly below the horse's eyes, the mane is long on both sides and the tail is down to the pasterns. The growth of the mane is even from the poll and to the withers.

9.0

The forelock, mane and tail improve the horse's gracefulness. The forelock is long and sufficiently thick. The growth of the mane is even from the poll and to the withers.

- Very long forelock and mane. Thickness of the forelock and mane is good, and the length and thickness of the tail is over average.



8.5

The forelock extends below the eyes, the mane extends below the center of the neck and the length of the tail is sufficient. Maximum score if thickness of the forelock, mane or tail is insufficient.

- Fairly long mane that can easily be separated in the middle, good forelock and fairly good tail.
- Long forelock, mane and tail but the thickness is only acceptable.
- Long and thick mane, acceptable forelock and the tail is long but thin.

8.0

The hair growth increases the gracefulness of the horse.

- Length of the forelock and the mane is above average but it is thin.
- Fairly long and thick forelock but uneven growth of the mane.
- Very good forelock but mane and tail are average.
- Very long and thick tail, forelock and mane are average.
- Very long and thick mane and tail but the forelock is average.

7.5

Average hair growth. Maximum score if there is lacking length in either forelock, mane or tail.

- All elements of the trait are average.
- Good forelock but mane and tail are below average.
- Good mane but forelock and tail are below average.
- Very long and thick tail but the mane and forelock are below average.
- Fairly good length of all elements but they are all thin.

7.0

Maximum score if lack of hair growth affects the appearance of the horse in a negative way.

- All elements of the trait are just below average.
- Good forelock but mane and tail are short and thin.
- Good hair growth in mane and tail but the forelock is very short.
- See the score of 6.5 or lower but here the faults are not as severe.

6.5 and lower

- Short and wool-like hair growth.
- All elements of the trait are very short and thin.

B8.4.2 Riding horse qualities

Tölt

Tölt is assessed in the speed range the horse possesses, that is slow, medium and fast tempo. In order to achieve scores of 9.0 or higher the horse needs to show that beat, balance and suppleness is maintained through speed difference (that is a clear acceleration and/or slowing down). Good self-carriage on a loose rein in tölt can have positive influence on the score of the gait. **9.5 – 10**



The tölt has a clear and even four-beat rhythm, is very comfortable, supple, with long strides and high and wide movements. The horse is in balance, with very light and elastic movements which run fluently through the body. The horse is up-hill, with a well raised neck, long and supple topline, a carrying elastic back and active and supple hindquarters. The horse maintains the quality of the tölt in all tempos, from slow up to fast speed.

- To achieve the scores of 9.5 or 10 the slow tölt needs to have the minimum score of 9.0. Four- and five-year old horses can achieve the score of 9.5 with 8.5 for slow tölt.

9.0

Clear-beat, supple tölt with long strides. The horse has high and light movements, good balance at all speeds, self-carriage and correct posture; is up-hill with a long and strong topline.

- Great elasticity and free movements that run fluently through the body, the slow tölt is very good and the horse maintains the quality of the gait up to good tempo.
- Elastic and free movements, the slow tölt has good balance and self-carriage and the horse maintains the quality of the tölt at fast tempo.
- The horse has very light movements and very good speed capacity in tölt.
- In order to achieve the score of 9.0 the slow tölt needs to have the minimum score of 8.0 for four and five year old horses and 8.5 for horses 6 years and older.

8.5

The tölt is clear-beat, there is no stiffness in the body and no obvious flaws in posture. The horse tölts with ease and can set off in clear-beat tölt without much preparation. The horse is in good balance; maintains an even four-beat and a light front-part without much assistance from the rider.

- The movements are high and light, and the horse can tölt at a fast tempo. The stride length is at least average.
- Long strides and good speed range with high movements, good security of beat and balance, but lacking elasticity and/or lightness of movements.
- Very long strides, much suppleness and good speed range. Average leg action.
- Good stride length, suppleness and leg action, the horse can tölt above average speed.
- Good stride length, suppleness and excellent leg action with elastic and fluent movements, average speed capacity.
- Supple and very well balanced tölt with good speed range, high and light movements but lacking in stride length.
- In order to achieve the score of 8.5 the slow tölt needs to have the minimum score of 7.5.

8.0

Clear-beat tölt; the horse is most often in good balance and there are no serious flaws in the posture.

- Good balance with average leg action and the horse can tölt over medium tempo.
- Good stride length and leg action but with average speed range and suppleness.
- Good stride length, speed range and leg action but lacking suppleness.
- Short strides but very good leg action and the horse has good speed range.
- Supple tölt with good stride length and leg action but balance is somewhat lacking.
- Tölt with high and light movements of the front legs but movements of the hind legs are rather high and short.



- Supple and very well balanced tölt with very good speed range but leg action is under average.
- In order to achieve the score of 8.0 the slow tölt needs to have the minimum score of 7.0.

7.5

- Clear-beat tölt but all other elements of the gait are average.
- Clear-beat tölt with good speed range but leg action is under average.
- Clear-beat tölt with good leg action but considerable flaws in posture and/or head carriage (e.g. very short/concave topline).
- Good stride length, high movements and good speed range but the tölt is stiff.
- Good speed range and leg action but lacking balance and beat security.
- Tölt with good leg action and fairly fast speed, but short strides and frequent movements.
- The maximum score if no slow tölt is ridden.
- The maximum score if only slow tölt is ridden.

7.0

Maximum score if the tölt is pacey or trotty, or if posture severely affects the quality of the gait in a negative way.

- Stride length and leg action are over average but constant lack of balance.
- Clear-beat tölt but the topline is concave and the horse is very down-hill (on the forehand).
- Rather good quality tölt at slow speed but gets stiff in the body and unbalanced when the speed is increased
- Lack of speed range or very short strides with other elements of the tölt being average.
- Trotty tölt but fairly good speed and leg action.
- Pacey tölt but fairly good speed and leg action.
- Clear-beat tölt, up to average speed but the gait is not impressive (low leg action, short strides.).

6.5

- Very uneven tölt with short strides and average height of movements.
- Clear beat tölt in acceptable balance but with short strides, low movements and limited speed variation.
- Very pacey tölt with good stride length and average movements.
- Very trotty tölt with good movements and average stride length.

6.0 or lower

- Very trotty tölt and other elements of the gait are below average.
- Very pacey tölt and other elements of the gait are below average.
- Extremely short strides or uneven beat, rolling.
- Barely tölt (5.5)
- Does not show tölt (5.0).



Slow tölt

Slow tölt shall be shown in the 100 meters section in the middle of the track. The score for slow tölt is not calculated into the total score but is intended to increase the informational value of the assessment. The speed in slow tölt is generally around 3-4 m/sec, slightly higher speed is allowed for the four- and five-years old horses. For the higher scores (9.0 or higher) slow tölt must be shown from walk.

9.5 – 10

The tölt is clear-beat, very supple, with long strides, high and wide movements and an even rhythm. The horse is in good balance and self-carriage, with light and elastic movements that run fluently through the body. The horse is up-hill with good back bearing and a long topline, the neck is arched and well raised, and the hindquarters are engaged.

9.0

The tölt is clear-beat, supple and with long strides. The horse has high and light movements, good balance and correct posture; is up-hill, with a long and supple topline. The movements are elastic and run fluently through the body.

8.5

Clear-beat tölt with good balance and self-carriage. There is no stiffness in the gait and no obvious flaws in the posture.

- Good stride length and leg action but the horse is just fairly up-hill and/or elastic.
- Stride length is only around average, but the leg action is very good.
- Well balanced and very supple tölt with long strides but leg action is only average.
- Supple and elastic tölt with fluent movements, leg action is not under average.

8.0

Clear-beat tölt, the horse is mostly in good balance and there are no serious flaws in the posture. Maximum score if speed and/or stride frequency is in the upper limit.

- Well balanced tölt with average leg action.
- High leg action and good stride length but the speed and/or stride frequency is in the upper limit.
- Clear-beat tölt with good leg action but is lacking self-carriage, lightness or the horse could be more up-hill.
- Good stride length and leg action but lacking suppleness.
- Rather short strides but leg action is above average.
- Supple tölt with an average stride length and leg action.
- Tölt with high and light movements of the front legs but movements of the hind legs are rather high and short.
- Supple tölt with a good stride length and leg action but uneven at times.

7.5

- Clear-beat tölt but all other elements of the gait are average.
- Long strides with high leg action but is not always clear-beat.
- Clear-beat and supple tölt with good posture but lacking leg action.
- Clear-beat tölt with good leg action but obvious flaws in posture.

7.0

Maximum score if the tölt is pacey or trotty, or if the posture severely affects the gait in a negative way.



- Clear-beat tölt but the movements are very stiff.
- Clear-beat tölt, leg action is above average but there is considerable lack of balance.
- Clear-beat tölt with low leg action and flaws in posture (the topline is short/concave and the horse is on the forehead).
- Clear-beat tölt, but the gait is not impressive (very low leg action, very short strides).
- Long strides and high movements but the tölt is obviously pacey or trotty.

6.5

- Posture is very flawed, and the beat is not clear (pacey or trotty) although there is good leg action and stride length.
- Short strides and uneven tölt with average height of movements.
- Clear beat tölt with short strides and low movements.
- Very pacey tölt with good stride length and average movements.
- Very trotty tölt with good movements and average stride length.

6.0 or lower

- Very trotty tölt and other elements of the gait are below average.
- Very pacey tölt and other elements of the gait are below average.
- Extremely short strides or uneven beat, rolling.
- Barely tölt (5.5).
- Does not show slow tölt (5.0).

Trot

The trot is assessed in the speed range the horse possesses, that is from slow/medium to fast tempo. To achieve a score of 9.0 or higher the horse must be shown in all speed ranges. Well balanced speed changes can raise the score for trot.

9.5-10

The trot is two-beat, well balanced and secure with an even rhythm. The horse has long strides and high, light, very elastic movements and good suspension. The horse is up-hill with a long topline and good back bearing. The movements run fluently through the horse's body and it maintains the quality of the trot from slow up to fast speed.

9.0

Clear-beat, secure trot with long strides. The horse has good balance, light and elastic movements and correct posture; is up-hill, with a long and arched topline. The horse maintains the beat, balance and lightness at different speed levels.

- High, very elastic movements and very good suspension. The horse maintains the quality of the trot from slow up to at least medium tempo.
- High, elastic movements, with good suspension. The horse maintains the quality of the trot from slow medium tempo up to fast tempo.

8.5

Clear-beat and secure trot with good back bearing and no obvious flaws in posture. Maximum score if there is forging.

- Long strides and high leg action with good elasticity and suspension, the topline is long and arched and the horse is up-hill but barely reaches medium speed.
- Good speed range with light movements and correct posture, average leg action.



- Long strides, secure trot with good speed range and leg action, but the topline could be more arched.
- High leg action and long strides, good speed range and suspension but lack of suppleness.
- Long strides and good leg action, fairly good speed range but average suspension.
- Long strides, good speed range and leg action, the topline is long and supple, but the hind legs are working mostly behind the horse and it is not up-hill. Clear beat and good balance at slow medium speed.
- Very secure trot with good speed range, the horse maintains balance and leg action at different speed levels but has short strides.

8.0

Clear-beat trot with no serious flaws in posture or balance. Maximum score if there is substantial forging.

- Secure trot with average leg action, fairly good stride length and speed range.
- Long strides with elasticity and high leg action but lack of speed.
- Long strides and good leg action but uneven at times.
- Secure trot with good speed range but average suspension and stride length.
- Long strides, good speed range and leg action, the topline is long and supple, but the hind legs are working mostly behind the horse and it is not up-hill.
- Secure trot with good suspension, average speed range and leg action but lacking elasticity.

7.5

- Clear-beat and even trot but other elements of the gait are average.
- Long strides and high leg action but lack of balance.
- Secure trot with long strides and high movements but four-beat.
- Good speed range and high leg action but lacking balance and/or suspension.
- Clear-beat and even trot, average leg action and speed range but short strides.
- Clear-beat trot with good leg action but considerable flaws in posture (e.g. very short/concave topline).

7.0

- Insecure trot, with sections of good trot.
- Secure trot, but four-beat and/or lack of speed, leg action is not under average
- Clear-beat trot but the topline is concave and the horse is down-hill.
- High movements but very four-beat, security or speed range is lacking.
- Secure trot but lacking carriage and suspension.
- Clear-beat trot, fairly good speed range, but the gait is not impressive (very low leg action, very short strides).
- Clear beat trot with good movements but lacking suspension and speed.

6.5

- beat
- Clear beat trot with little suspension and lacking speed
- Very faulty posture even though beat and stride length are acceptable.
- Short sections of clear beat trot with long strides and high movements.
- Clear-beat and even trot, but very short strides.
- Four-beat trot and other elements of the gait are average.

6.0 and lower

- Very four-beat, uneven beat or insecure trot.
- Very short sections of trot.
- Very short strides, low movements and lacking both speed and suspension.



- Barely trot (5.5)
- Does not show trot (5.0)

Pace

The pace is shown at the highest speed where the horse can maintain good balance for the whole length of the sprint. Full length of the sprint is 150 meters (75 meters for four years old horses). An easy transition from gallop to pace, a light rein contact during the sprint as well as a supple and balanced deceleration are tasks that can raise the score for pace as they show the security and balance of the pace. In the same way the score shall be lowered by at least 0.5 if there is considerable lack of balance in the beginning of the sprint, the horse needs a lot of assistance to maintain the gait or if the horse changes to disunited gallop when slowing down.

The pace is considered clear-beat if the moment of suspension is clearly visible and the deviation from synchronous ground contact of lateral limbs is not noticeable.

9.5 – 10

Secure pace with good beat, long strides and elegant movements, excellent speed. The pace is in excellent balance, has good suspension and lightness with correct posture. The topline is long and there is carriage in the back, the horse extends the head and neck forward. (Reference: the horse goes the 100 meters in less than 8 sec.).

9.0

Secure pace with good beat, long strides and correct posture, there is carriage in the back and the horse has a long and strong topline, suspension is clearly visible, and the horse is in good balance. (Reference: the horse goes the 100 meters in less than 9 sec.).

- Impressive pace, very good speed.
- Excellent speed and security, but the pace is not elegant.
- Excellent body form in pace and very good balance, lightness and suspension, good speed.

8.5

Good beat and speed in pace, acceptable posture. For scores of 8.5 or higher the horse should be clearly ridden in gallop before the transition to pace.

- Secure pace, long strides and suspension, good speed.
- Secure and very fast pace, but movements and stride length are average.
- Impressive pace, long strides and excellent speed but average suspension.
- Very fast pace with good stride length but minor instability in the sprint.

8.0

The horse is clearly pacing, stretches the neck forward in acceptable balance.

- Secure and impressive pace, clear-beat but average speed.
- Secure pace with quite good speed but movements are below average.
- Fast pace with long strides, average suspension but some faults in posture.
- Impressive and fast pace but the sprints are not long, horses 5 years old and older are still reaching 80 – 100 m.
- Impressive and fast pace but slightly four-beat at times.



7.5

Maximum score if four-beat is obvious. Also, if balance is lacking and the horse maintains the sprint only with a lot of corrections from the rider.

- -Secure and fairly impressive pace, clear-beat but not fast.
- -Secure pace with rather good speed but unimpressive.
- -Good speed and long strides, average suspension but the body form is flawed (e.g. concave topline).
- -Impressive pace with good speed but short sprints, yet reaching 60 to 80 m.
- -Impressive and fast pace but four-beat or lack of suspension at times.

7.0

-Powerful short sprints, lacking in security.

- Very fast pace with long strides but four-beat and lacking suspension.
- Secure pace but lacking speed and elegance.
- Clear-beat and secure pace with long strides, correct posture but lacking speed.
- Uneven beat, although fairly good speed.

6.5 or lower

- Short sprints lacking in speed.
- Secure but powerless pace.
- Very short but powerful sprints.
- Major faults in beat, losing the gait, four-beat or uneven beat.
- Few steps of pace (5.5)
- Barely pace (5.5)
- No pace shown (5.0).

Gallop

The gallop should be shown at the highest tempo where the horse is able to run in balance. The acceleration from canter to gallop should be shown and a full sprint length is 150 meters (75 meters for four-year-old horses). Well balanced acceleration as well as slowing down in good balance are tasks that can have a positive influence on the score of the gait, if well performed by the horse.

9.5 – 10

Good beat, very supple gallop with good suspension, elasticity and fluent movements. The horse moves in uphill balance with high and light movements and reaches fast speed, hindquarters are engaged and the hindlegs are reaching far under the horse. The horse stretches out in long and round strides. There is carriage in the back and the topline is long and supple.

9.0

Good beat, supple gallop with long strides. The horse has high and light movements, is well balanced and has good posture; it is uphill with a long topline.

- The horse is uphill and stretches out with long, and very supple and elastic movements. Good speed.
- The horse is uphill and stretches out with long, supple and elastic movements. Excellent speed.
- The horse is uphill and stretches out in long strides. The gallop is fast with great lightness in the movements.



8.5**Good beat and speed, gallop with correct posture and acceptable suppleness, lightness and balance.**

- Supple gallop with good stride length and a long and supple topline. The horse is rather uphill with average suspension, fairly fast speed.
- Fast gallop with great suspension but average suppleness, topline is long and the horse is uphill.
- Very fast gallop with good stride length and excellent suspension. Average suppleness and the horse could be more uphill.
- Supple and very well-balanced gallop with good suspension. The horse is uphill with a long and supple topline, fairly good speed.

8.0**Good beat and speed. Gallop with acceptable balance and no obvious faults in the posture of the horse.**

- Fast gallop with good stride length, suspension and height at front are average.
- Gallop with good stride length and suspension but lacking lightness.
- Fast gallop with good leg action, but stride length or suppleness is deficient.
- Supple and well-balanced gallop, long and supple topline but average suspension and speed.
- Fast gallop with good suspension, the horse is uphill with a long topline, but is lacking suppleness.
- Supple, well balanced gallop with good suspension, the horse is uphill with a long and supple topline, but the speed is average.

7.5

- Good beat but other elements of the gait are average.
- Supple and fast gallop with good stride length but lacks suspension, topline is rather short.
- Very fast gallop but is lacking in posture and suspension, rather low movements.
- Gallop with good suspension but with faults in the posture, e.g. high movement of the croup or stiff movements.
- Speed and posture (suspension, balance and suppleness) can cancel out faults.

7.0

- Reaches only medium tempo in gallop and other elements of the gait are average.
- Changes to disunited gallop, good gallop for at least 80-100 meters.
- Fast gallop with very stiff movements.
- Fast gallop but the horse is on the forehand and lacking suspension.

6.5 or lower

- Less than 80 meters in correct gallop (changes to disunited gallop).
- Very little suspension, low movements and lacking speed.
- Unbalanced movements, e.g. very high movements of the croup and lacking in speed.
- Very heavy (lacking suspension) even though the speed is good.
- Only disunited gallop or no gallop shown (5.0)



Canter

The canter should be shown in the 100-meter section in the middle of the track. For higher marks in canter (9.0 or higher) the horse must be able to change to a well-balanced canter from walk or a medium tempo tölt/trot.

9.5-10

Three-beat, very supple canter with long strides and good suspension. The movements are fluent and elastic. The horse is moving in excellent balance with light movements and pushes itself well upwards and forwards in an effortless and elegant way. The topline is arched and the horse is uphill; the hindquarters are engaged with carrying hind legs so that the movements in front are high and light.

9.0

Clear-beat and supple canter, uphill with an arched topline, long strides and obvious suspension. The horse has light movements, good balance and correct posture.

- Canter with great suppleness, very fluent movements and elasticity.
- Canter with great suspension, fluent movements and elasticity.

8.5

Clear-beat and well-balanced canter with light movements and good posture.

- Supple canter with good stride length, the topline is long, the horse is uphill, and the suspension is acceptable.
- Canter with great suspension, the horse is uphill with a long topline and the suppleness is acceptable.
- Well balanced and supple canter, the horse is well raised with high and light movements in front but is lacking suspension in hind.

8.0

- Clear-beat canter in acceptable balance and without any obvious faults in the posture.
- -Well balanced canter with average movements.
- -Supple canter, topline is long, suspension and movements are acceptable.
- -Great suspension, uphill balance and a long topline but lacking suppleness in the body.

7.5

-Clear-beat canter where other elements of the gait are average.

- Supple canter with light movements in front but greatly lacking suspension.
- Canter with good suspension but obvious faults in the posture, e.g. high movements of the croup or obvious faults in the neck/topline (low raised, high head carriage, crooked).
- Beat, suspension, balance and suppleness can cancel out faults.



7.0

- Clear-beat canter with good suspension but heavy or stiff movements, the horse is in down-hill balance..
- Clear-beat canter but heavy, topline is short/concave.
- Long strides and high movements, but four-beat and lacking suspension, concave topline.
- High movements of the front legs but very four-beat, unbalanced and lacking suspension.

6.5

- Clear beat canter with low and stiff movements.
- Long sections of good canter but changing to disunited canter
- Very unbalanced movements, e.g., very high movements of the croup.
- Four-beat and stiff canter with at least average movements but in down-hill balance .
- Clear beat canter with low and heavy movements (no suspension).

6.0 or lower

- Very low and stiff movements and the horse is in down-hill balance.
- Four-beat canter with low and heavy movements (no suspension).
- Barely canter (5.5)
- Only disunited canter or no canter shown (5.0).

Rideability

This trait is an estimate of how co-operative, willing and relaxed the horse is both in handling and when ridden. For the scores of 9.0 or higher it should be shown that the horse is easy to slow down to walk before turning around at the ends of the track. Speed changes in the gaits, loosened rein, serpentines, and other tasks that demonstrate the horse's ability to co-operate can raise the mark if they are well performed by the horse.

9.5-10

The horse is very co-operative, positive and willing to perform. It is alert and responsive to the aids, courageous and relaxed in all gaits. The horse is always light on the reins and the topline is very supple. The horse is in complete mental balance and performs in all gaits with minimum aids from the rider.

9.0

The horse is very supple and co-operative and responds to the rider's aids with lightness. Head carriage and/or posture is steady. Tension, stiffness or resistance to the aids does not affect the performance of the horse in any way. The horse is easy to slow down and turn around at the ends of the track.

- Very willing and eager but sensible.
- Willing and alert, very light in response to all aids.
- Calm, supple and very eager to co-operate, good willingness.

8.5

The horse seems to be reliable and easy and does not show obvious resistance to the rider's aids. Willingness is not below average.

- Very supple in response to the aids, calm and above average willingness.
- Very willing and rather co-operative and supple to the aids.
- The horse is mostly supple and co-operative, willing but is tense in walk or shows occasional resistance towards the rider's aids.



8.0

The horse puts effort into the performance of the gaits and does not show any obvious resistance to the rider's aids. Head carriage and/or posture is mostly steady. Maximum score if it is not possible, from tölt and trot, to slow the horse down and turn it around within the limits of the track.

- Rather co-operative and supple, average willingness.
- Willing and rather co-operative but could be lighter on the reins and in response to the rider's aids.
- Very co-operative and calm but could be more willing.
- Willing and very co-operative but shows some minor tension or nervousity.

7.5

Maximum score if the horse is obviously uncooperative, tense or nervous. As well as when the horse is lacking effort but then only if it is very calm and reliable.

- Willing and average suppleness towards the aids.
- Supple and confident but lacking effort.
- Willing and calm but obviously heavy on the reins.
- Willing and calm but shows repeated resistance to the rider's aids.
- Willing and most often co-operative but tension or nervousness has a negative impact on the gaits.

7.0

Maximum score if the horse goes out of sight or shows persistent lack of cooperation.

- Lack of effort.
- Willing but very uncooperative, shows resistance to the rider's aids.
- Average willingness but very heavy or stiff on the reins.
- The horse shows some stubbornness or is hard to control.
- The horse is obviously tense, nervous or spooks easily.

6.5 and lower

- The horse is disobedient, stubborn, bolting or bucking.
- Obvious problems, or the show is not finished because of significant faults in cooperation.
- Lack of effort prevents the horse from performing in the gaits.
- Very lazy and dull.

General impression

General impression is an assessment of the horse's expression throughout the show and takes into account the posture, raising of the neck, head carriage, suppleness in the body, tail carriage and leg movements in all gaits.

9.5-10

The horse is very impressive and elegant when ridden; with correct posture in every gait, well raised and well balanced with a long and supple topline. The horse moves freely and fluently without restraint, light on the reins and supple in the body. All gaits are characterized by lightness and elasticity as well as high and wide movements.



9.0

The horse is very beautiful when ridden, it is well raised and well balanced in every gait. The horse moves freely and without restraint, light on the reins and supple in the body. The movements are light, high and elastic. Some great aspects can cancel out some minor faults in the general impression but correct posture in the gaits is always required. The posture and head carriage are steady.

8.5

The horse is beautiful when ridden, mostly with correct posture in the gaits; has at least average raising of the neck and a light front part in tölt. Good aspects can cancel out some minor faults in the general impression. The horse is mostly steady in posture and head carriage in relation to age.

- The horse is in an uphill balance with high movements but could be more elastic.
- The horse has long strides and high movements, it is well raised with good head carriage, but some stiffness is in the hindquarters.
- The horse has correct posture in every gait, has long strides and a supple body. It is well raised in tölt with a long and supple topline. The movements are light, but the height of the movements is average.
- The horse has high and elegant movements but could have higher raising of the neck or more correct head carriage (e.g. behind the bit) or posture in some gaits.

8.0

The horse looks fairly impressive when ridden. The maximum score if some major faults are in the posture of the horse, but in that case the score is only possible if other aspects of the trait are well above average.

- The horse is reasonably well raised, height of movements are above average and other aspects of the trait are without defects.
- The horse is well raised with a good head carriage, average suppleness and movements.
- The horse has high and elegant movements but is low raised, has short topline in the neck, is crooked or unsteady in head carriage or posture.

7.5

Generally, no major faults in the general impression of the horse; good aspects can although cancel out faults.

- No obvious faults in head carriage or raising of the neck, average movements.
- Movements are above average but the head carriage/raising of the neck is faulty (e.g. stiff or crooked head carriage, very short topline or low raised).
- The horse is well raised and supple with good head carriage, but movements are below average.

7.0

- No obvious faults in head carriage or raising of the neck but very low movements.
- Average movements but the horse is on the forehand and faulty in head carriage and raising of the neck, e.g. very stiff head carriage, above the bit or low raised.
- The horse is well raised and/or has good head carriage, but movements are stiff and heavy.



6.5 and lower

- Very low movements and short strides along with faults in the posture of the horse.
- Total lack of suppleness along with heavy movements.
- Movements are below average, the horse is on the forehand and faulty in head carriage and raising of the neck, e.g. very stiff head carriage, above the bit or low raised.
- Major faults in the posture that restrict the horse's gaits and movements.

Walk

The walk is shown in the 100-meter midsection of the track. For younger horses there is less demand on the stability of the presentation of walk.

9.5-10

The walk has an even four-beat rhythm, well balanced and steady, with long strides. The movements are graceful and energetic, yet the horse is resting in every step. The horse is averagely raised, the topline is long, elastic and rounded with good back bearing. There is good engagement of the hindquarters and a fluent and unconstrained movement is running through the horse's body, from the forelock to the tail.

9.0

Clear-beat and supple walk with long strides, well balanced and steady. The topline is long with good back bearing.

- The walk is energetic, and the horse moves freely and through the body with roomy strides.
- Very long strides with graceful and relaxed movements.

8.5

- Energetic walk with long strides, resting in the steps and average movements and suppleness.
- Supple walk, the posture is correct, and the movements go through the body of the horse, stride length is above average; hindleg reaches the hoofprint of the front leg.

8.0

- Walk with long strides but lacking energy.
- Supple walk with good posture, average stride length and energy.
- Unsteady walk but sections of very good walk with suppleness and long strides.

7.5

Maximum score if the walk is obviously uneven (e.g. stride length of hind legs is obviously uneven).

- Clear beat in walk but other components of the gait are average.
- Clear beat, stride length is above average but could be resting more in the steps (rushing).
- Clear beat, stride length is above average, but the walk could be more energetic.
- Clear beat and long strides but the gait is lacking suppleness.
- Clear beat and long strides but the horse is on the forehand and/or too low raised.
- Unsteady walk but sections of good stride length and balance.



7.0**Maximum score if the walk is pacey or trotty.**

- Clear beat in walk but the topline is concave and the horse is on the forehand.
- Clear beat in walk but lacking energy or stride length.
- Supple and energetic walk but uneven stride length.
- Faulty beat (pacey or trotty) but energetic, even movements and resting in the steps.
- Short sections in average walk.

6.5

- Faulty beat.
- Faulty beat (uneven, pacey, trotty), short strides and lacking energy.
- Short strides and not resting in the steps.

5.5-6.0

- Very short strides, tiptoeing or the beat is very pacey/trotty.

5.0

- The horse does not show any walk.

B8.5 Prize for offspring

Living breeding horses should be awarded prize for offspring by the FEIF member country where the horse is located. The prize is registered into WorldFengur with the following information:

- When and where the prize was awarded
- Description of the offspring, written by breeding judges on request of national breeding leader
- BLUP for each trait
- Average score for the offspring in each trait

The following requirements need to be fulfilled:

- First prize for offspring, stallions: 118 in BLUP and at least 15 offspring with total score from FEIF breeding horse assessment system
- Honour prize for offspring, stallions: 118 in BLUP and at least 50 offspring with total score from FEIF breeding horse assessment system
- Honour prize for offspring, mares: 116 in BLUP and at least 5 offspring with total score from FEIF breeding horse assessment system

B8.5.1 Procedure for offspring awarded horses at international level

In autumn each year, when the latest BLUP calculations are available and published, each breeding leader concerned will receive a list of horses located in their country which have met the requirements for offspring horses according to B 8.5.

Consequently, the national breeding leaders are asked to contact the FEIF Director of Breeding who will initiate the preparation of a standardized description in English.

The FEIF breeding judge committee nominates at least three experienced breeding judges who make a standardized description. The costs shall be covered by each national association.

As soon as the text is ready it will be published in WorldFengur. It is up to each FEIF member country how and if the award is celebrated.



B9 Appendix 3: Documents and Forms

B9.1 FEIF Breeding Assessment Forms

The breeding judges shall use a FEIF Breeding Assessment Form when judging. Official assessment forms, standard except for the language used, shall be used at all breeding shows organised under the FEIF Rules and Regulations.

Any changes in the layout or the content of the forms shall first be approved by the Breeding Judges Committee and finally be approved by the FEIF Director of Breeding.

FEIF Breeding Assessment Forms can be requested from the FEIF Director of Breeding or downloaded from WorldFengur (by official Registrars).

B9.2 FEIF Breeding Assessment Certificates

It is optional for the organisers at the end of breeding shows to produce the FEIF Breeding Assessment Certificate and to hand it over to the person responsible for presenting the horse for assessment

All FEIF Breeding Assessment Certificates must have attached a FEIF Breeding Assessment Form with comments.



B10 Appendix 4: International Breeding Judges

B10.1 Qualities and Prerequisites

B10.1.1 General

A breeding judge for Icelandic horses:

- a) Is an experienced horse person who appreciates the horse as an individual.
- b) Is not in a position where frequent conflicts of interest can occur, i.e. where his/her principal occupation is extensive horse breeding, sale of horses or stallion fees (in line with G10.6.1.).
- c) Knows, respects and follows the FEIF rules and regulations regarding breeding shows.
- d) Has an unbiased approach to every horse, is fair and with a realistic view of the Icelandic horse population.
- e) Is open minded, eager to learn and to stay updated within the development of breeding and riding.
- f) Is an active member of the judging panel, confident yet respectful towards other members of the judging panel.

B10.1.2 Specific

1. Breeding judges must have the following basic knowledge:
 - a) Knowledge of the horse's anatomy, movements and gaiting ability.
 - b) Knowledge of statistics, animal breeding and genetics, including basic knowledge of the heritability of the traits, hereditary diseases and most common horse diseases.
 - c) Knowledge of the behaviour of the horse.
 - d) This knowledge has been acquired by either a bachelor's degree (B.Sc.) in animal science, equine studies or veterinary education or a comparable education.
2. Experience of training and riding Icelandic horses and possess considerable riding skills on Icelandic horses. Riding skills should be sufficient to ride at least the majority of horses that enter a breeding show and to evaluate their character and willingness.
3. Knowledge in detail of the FEIF rules and regulations.
4. Basic knowledge of the method for breeding. assessments.
5. The sufficient preparation of international breeding judge candidates is the responsibility of each FEIF member association, e.g. a basic course in the assessment of breeding horses held by 1 or 2 international breeding judges.

B10.2 International Breeding Judge Seminars

B10.2.1 Seminar for active FEIF international breeding judges

FEIF breeding judges committee organises a seminar every second year for active FEIF international breeding judges. The aim is to discuss and develop the way of judging and the judging system as well as to improve the harmony in assessments. Online training sessions should be at least three the year when a seminar is arranged and at least four when no seminar is arranged.



The online training sessions are based on videos that are chosen by the breeding judge committee. The horses on the videos are judged and the assessments are sent in. Feedback is sent to all judges with a summary of the assessments from all participants, followed by an online meeting where the videos are discussed with a conclusion on acceptable end results.

B10.2.2 Seminar and Test to become licenced FEIF International Breeding Judge

The FEIF breeding judges committee organises a seminar every second year for active FEIF new candidates that want to attain an international breeding judge licence. This depends on the need for new judges and/or on a minimum number of participants. This seminar includes a test which the judge candidates must pass if they wish to become a licensed international breeding judge.

Two instructors are needed at these seminars. The instructors must be among the most experienced judges who judge by the FEIF / Icelandic breeding horse assessment system and are chosen by the Breeding Judges' Committee. The FEIF Director of Breeding must approve the programme and the instructors. The seminars are only open for candidates approved by the FEIF member association of their nation state. The aim is to train the candidates to a professional standard and to make them able to judge at the highest level. The work-speed at the seminar, the way of teaching and the strict test is designed only for experienced participants.

The number of participants at these seminars should ideally not exceed 12 persons. The duration of the seminar will be 4 days.

B10.2.3 Definition of the test

Assessment of breeding horses:

- a. Factor 1/3. Written examination: Individual judging of four horses for conformation
- b. Factor 1/3. Written examination: Individual judging of four horses for riding abilities
- c. Factor 1/6. Oral examination: Conformation
- d. Factor 1/6. Oral examination: Riding abilities

The examiners decide the correct marks for each horse and mark the result from the students on the scale 0-10. They decide what an acceptable mark by the student is and what minor or major faults are. Each correct score from the student is 3 points, a score that deviates 0.5 in the right direction from the examiners score is 2 points but 1 point if it is in the wrong direction. If the student's score deviates more than 0.5 from the examiner's score, then the student gets 0 points for that trait on that horse. The student's comments on the traits can either raise or lower the points of that trait by 1 point.

Equitation test:

The examiners test the equitation skills of the candidates. The test is designed to show the balance of the candidate and his/her ability to control the horse's speed, direction and gaits. The candidate should be able to ride the five gaits of the Icelandic horse and show gait transitions with accuracy. The candidate should be able to describe the quality of the gaits and the spirit of the horse in detail.

The test is performed on a trained horse (provided by the instructors), preferably on a straight track (250m) and in a riding arena (minimum 20x40). The examiners, along with a certified and experienced riding instructor, mark the exam on the scale 0-10. The candidate must show certain required equitation tests for the examiners to estimate his/her riding skills, balance and understanding of the horse's gait qualities and spirit. The test is in parts a-b:



a) *Equitation skills and balance of the candidate.*

For the score of 10 the candidate is always in balance with the horse and maintains a correct position in every gait, movement and direction. The candidate has excellent control of the horse's speed, direction and gaits and shows transitions with accuracy. The candidate has good control of the horse's outline and form and beat in the gaits. The horse should be in light rein contact. For scores of 5.0 or less the candidate is in poor or very poor balance which (greatly) affects the candidate's ability to control the horse. The candidate has poor control of the horse's speed, direction and gaits. The candidate is unable to show gait transitions, performs them in a very unsecure manner and is not able to have a positive effect on the horse's beat in the gaits.

Required equitation tests:

In the riding arena:

- The candidate rides the whole arena in trot, tölt (medium tempo) and canter (slow to medium tempo) in both directions.
- The horse is ridden on 20-meter circles two times (one circle to both sides) and in a serpentine (along the centreline) once in tölt/trot at medium tempo.
- The horse is ridden on the diagonal in both directions in tölt/trot.
- Gait transitions: walk – tölt – walk.
- Walk on long reins.

On the straight track:

- Slow tölt.
- Tempo changes in tölt.
- Canter and fast tempo gallop.
- Gait transition from gallop to pace – the pace is ridden for ca. 60 meters.

The following is scored by the examiners:

- Balance and seat of the candidate.
- Riding skills of the candidate – control of the horse's speed, direction and gaits.

b) *Description of gait qualities and spirit.*

For the score of 10 the candidate can accurately describe the horse's gait qualities. The candidate can describe how the conformation of the horse affects its form and outline and movements. The candidate is able to describe the spirit of the horse in detail and its response to the aids of the rider. For the score of 5.0 or less there is considerable or much discrepancy in the examiners' and the candidate's description of gait qualities of the horse. The candidate has apparently limited feeling for the horse's spirit and response to the rider's aids. The candidate cannot relate the horse's conformation to its form and outline or movements.

The following is scored by the examiners:

- The candidate's description of the horse's gait qualities (beat, balance, suppleness, suspension etc.).
- The candidate's description of the horse's form and outline (related to the conformation).
- The candidate's description of the horse's training level.
- The candidate's description of the horse's response to the aids, its mental balance, cooperation and willingness to perform.



The duration of a test will be 1 (2) day(s). The instructors/teachers of the seminar together with an external examiner form the examination committee for the test. The external examiner for assessment of breeding horses is among the most experienced judges of judging by the FEIF/ Icelandic breeding horse assessment system. The external examiner for the equitation test is a FEIF Trainer/Instructor of at least Level 3 and chosen by the Breeding Judges committee and the FEIF Director of Breeding.

Requirements for receiving the FEIF International Breeding Judge License:

- At least 75% on average for written and oral examination of conformation.
- At least 75% on average for written and oral examination of riding abilities.
- At least an average score of 5,0 for part a of the equitation test.
- At least an average score of 7,5 for part b of the equitation test.

Follow-up test

A follow-up test is required after the two-year primary license period.

Description of the test:

- (50%) Two horses are judged in ridden abilities on videos. The judge acts as a head judge in a judging panel with two experienced judges that evaluate the judge's ability to work in a judging panel, to come to a conclusion, to describe the marks and finalize the assessment with descriptions on the assessment form.
- (25%) Written test, judging two horses in ridden abilities on video.
- (25%) Written test, judging two horses in conformation.

Candidates can either pass or fail, explanations will be provided by the evaluating judges.

B10.2 Young Horse Judge

A Young Horse Judge is authorized to evaluate young horses, according to B11.1.8 Foal and young horse evaluation.

Prerequisites to become a Young Horse Judge (evaluated at a national level):

- Documented education/experience in the field of horse training and breeding
- Certified FEIF Ringmaster
- At least 26 years old

Seminars for candidates are arranged by each country in cooperation with a FEIF Breeding Judge. Teachers at the seminars should have documented knowledge within the topic they are teaching. Breeding leader of FEIF must approve the schedule, teachers and examiners in advance.

The seminars must include at least the following topics:

- a) Basics in Animal Breeding
 - Quantitative genetics
 - Estimation of breeding value
 - Horse colours
- b) Basics in anatomy of horses and biomechanics
- c) Breeding goal for the Icelandic horse
 - Assessment of conformation
 - Assessment of ridden abilities
- d) Ideology and theory behind linear assessments
- e) Practical training in evaluating young horses according to B11.1.8

The program should end with a theoretical test (a, b, c and d) and a practical test (e) where the candidate must pass both tests to become a Young Horse Judge.



Candidates that have prior to 2024 finished education and tests, comparable to what is listed above, can with approval from FEIF be licensed as FEIF Young Horse Judges without further education or tests. This must be applied for to FEIF by the breeding leader of each country.

The License is valid for a period of four years. In order to get renewal of license, the judge must have judged a minimum of 200 horses (0-3 years old) during the license period.

B10.3 FEIF International Breeding Judge Licence

The breeding judge licence is valid for a period of four years with expiration December 31. FEIF can renew the license when the judge has judged at least 400 horses according to the FEIF / Icelandic breeding horse assessment system and

- participated in two international breeding judge seminars during the four-year licence period and at least 7 online training sessions in the license period, or
- participated in one international breeding judge seminar during the four-year license period and at least 10 online training sessions in the license time period.

Results from the training sessions are evaluated with the same system as is described in B10.2.3 for the breeding judge test. If the individual's results at the training sessions during the four-year license period is lower than 75%, the judge must pass a follow-up test described in B10.3.2.

B10.3.1 The primary licence/trial period

FEIF can issue the primary licence to judge for a period of 2 years once the judge has attended a seminar described in B10.2.2 and passed a test as described in B10.2.3

B10.3.2 Extension of licence

FEIF can extend the primary licence to judge for a total period of two years when the judge has judged at least 100 horses at international breeding shows according to the FEIF / Icelandic breeding horse assessment system during the primary licence period and has passed the follow-up test described in B10.2.3.

FEIF can extend a licence for two years when the judge has not judged the required number of 400 horses according to the FEIF / Icelandic breeding horse assessment system if the judge has:

- Judged more than at least 50 horses each calendar year during the preceding two-year period and
- Judged at least 500 horses during the preceding five-year period and
- Participated in the international breeding judge seminar in the past two years.

At any time, an active judge with a licence can apply to FEIF for extension of licence for one year under circumstances such as childbirth or sickness.

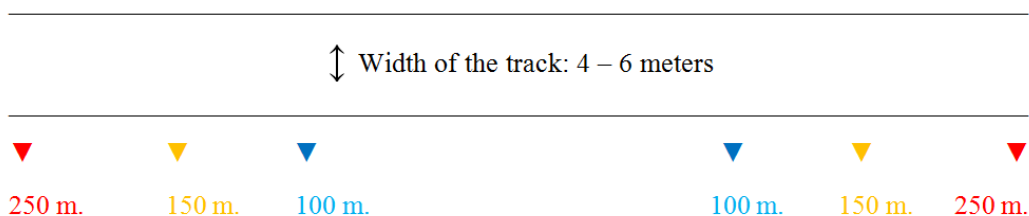
If a judge does not judge the required number of horses and/or does not participate in a breeding judge seminar the licence is withdrawn. The judge is then authorized to take the test described in B10.2.3 including at least the assessment of breeding horses to get a primary licence without attending a seminar, regardless of education.



B11 Appendix 5: Approved information

B11.1.1 Standard marking of tracks

The track for ridden assessment shall be marked and the markings must be clearly visible for the judges



The end of the track is marked at both ends with red color on both sides of the track, with a maximum of 7 meters apart, so the total length of the track is 250m (▼).

The 150 meters in the middle of the track is marked, where the assessment of the gaits takes place (▼).

The 100 meters in the middle of the track is marked; within these 100 meters the presentation of walk, slow tölt and canter takes place (▼).

For the last 10 meters in each end, it is allowed that the track gets wider, a circle of maximum 10 meters in diameter.

B11.1.2 Position of horses during conformation assessment:

The horse should stand evenly with all legs. The front legs should be vertical and the hind legs should be positioned in such a way that the cannon bone is vertical (see figure). The hind legs should not be stretched and be, as the front legs, evenly positioned (with regards to hind legs it is acceptable that they are separated by approximately one hoof length).



Ideal position of the horse during the assessment of conformation. The front legs are vertical, and the hind cannon bone is also vertical, the horse is not stretched in front or hind.



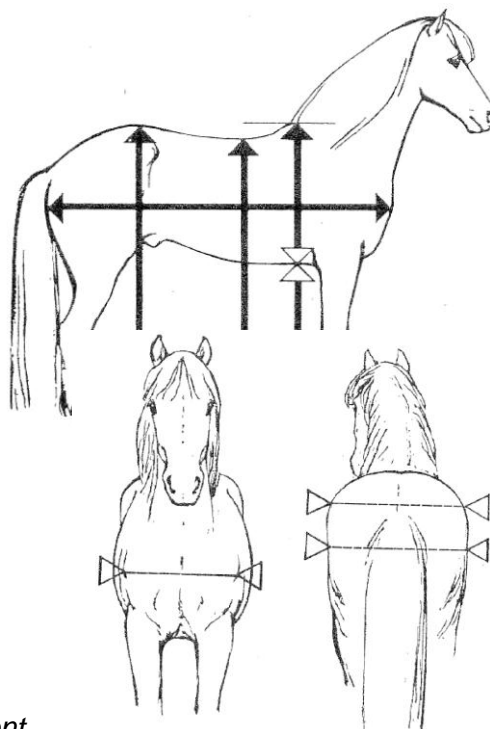
B11.1.3 Measurements

All horses that come to a breeding assessment will need to be measured before the conformation assessment starts.

The following measurements are performed (with the tools mentioned):

Stick measurements:

- Height at the highest point of the withers.
- Height at the lowest point of the back.
- Height at the highest point of the croup.
- The depth of the breast measured from the highest point of the withers to the breastbone behind the front leg.
- The length of the body from the point of shoulder to the end of the hindquarters

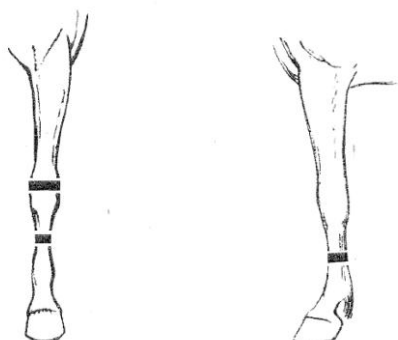


Large calliper measurements:

- *The width of the chest between the points of the shoulders*
- *The width of the hips between the points of haunch (coxal tuber of ilium).*
- *The width of the hips between the hip joints (below the points of haunch).*

Small calliper measurements:

- *The width of the leg and tendons below the front knee.*
- The left front hoof from the top of the hoof to the toe.
- The left hind hoof from the top of the hoof to the toe.



Tape measurements:

The circumference of the knee at its widest.

The circumference of the front leg below the front knee.

Exceptions:

Any horse which can prove, by the presentation of an original certificate or a certified copy, that it has been measured the same year in full accordance

with the FEIF / Icelandic breeding horse assessment system, may be exempt from a repeat measurement at the show - except for the measuring of the length of the hoofs.



B11.1.4 Testicle check

All stallions must have their testicles checked and measured with a calliper measuring tool before each conformation assessment and the results shall be registered in WorldFengur. The testicles are palpated and measured in the following way:

- Firmness of testicles.
 - Good firmness: testicle feels firm and with good density.
 - Average firmness: testicle feels average firm.
 - Soft: testicle feels not firm at all but soft with bad density. Results in a red T in WorldFengur.
- Testicles checked for torsion – are the testicles correctly turned? - the epididymis should be at the back of the testicle. If one or both testicles are rotated, this is noted in WorldFengur.
- No testicle or only one. Results in a red T in WorldFengur
- One testicle much smaller than the other one, 50 % difference or more. Results in a red T in WorldFengur.
- Total width of the scrotum on stallions four years and older, TSW, is less than 8 cm. Results in a red T in WorldFengur. This includes measuring errors.
- Intestines can be found in the scrotum. Results in a red T in WorldFengur.

If testicles cannot be measured and checked properly a yellow T is registered on the horse in WorldFengur and the owner has to submit a veterinary check about the testicle condition within two weeks. Without a statement from the veterinarian the T turns automatically red in WorldFengur after two weeks from the registration.

B11.1.5 General Health Control

A part of the assessment of breeding horses at breeding shows is the examination of their appearance and health. When the horses are measured the ringmaster must examine the appearance, body condition, mouth and legs of the horse. The horses must be healthy, in good body condition, without wounds, well managed and shod. If the horse does not meet the requirements listed below, the horse is dismissed from the show. The chief judge of the show can be called upon for this decision.

Reasons for the dismissal of a horse from the show:

- The body condition is unacceptable, either below 2.5 (very thin) or higher than 4.0 (very fat) according to a body condition score.
- Noticeable coughing and/or cold.
- Lameness, swelling and soreness of tendons or joints, sore hooves.
- Wound on the leg that go through the skin (larger than 1 cm).
- Prominent and sore wounds on the skin.
- Wounds, larger than 1 cm, that go through the mucous membrane of the corner of the mouth, cheeks or tongue.
- Wounds (that do not go through the mucous membrane) on the bars of the mouth (larger than 0,5 cm).
- Smaller wounds on the bars of the mouth along with noticeable swelling in this area.



Categorization of injuries after riding ability assessment.

1. level comments:

Minor wounds registered in WorldFengur.

- Small wounds that do not go through the mucous membrane of the corner of the mouth, cheeks or tongue.
- Small wounds or scratches on the skin after the bridle.
- Slight blood in mouth without visible reason.
- Minor scratch or injury on hooves or legs that do not go through the skin and are without swellings and/or soreness.

2. level comments:

Wounds registered in WorldFengur.

- Small wounds, up to 1 cm, that go through the mucous membrane of the corner of the mouth, cheeks or tongue.
- Wounds (that do not go through the mucous membrane) on the bars of the mouth.
- Wounds, up to 1 cm, on the skin after the bridle.
- Wounds on the hooves or legs: small wounds, up to 1 cm, that go through the skin but are without swelling/soreness.

3. level comments:

Substantial or great wounds registered in WorldFengur. The horse is getting no riding ability scores or prizes, it cannot be appealed to a veterinarian.

- Wounds that go through the mucous membrane of the corner of the mouth, cheeks or tongue, bigger than 1 cm.
- Wounds (that do go through the mucous membrane) on the bars of the mouth.
- Substantial swelling and/or soreness on the bars of the mouth.
- Wounds, bigger than 1 cm, on the skin after the bridle.
- Injuries on the hooves or legs: wounds that go through the skin and are bigger than 1 cm or injuries on the heel of the hoof that cause obvious soreness.
- Two or more level 2 injuries on the hooves or legs.

B11.1.6 FEIF working rules for breeding shows

1. Rules about **shoeing**.

- If the horse has been ridden less than four times in each direction on the track and a shoe falls off within this time, they will be allowed to return after the horse has been re-shod and finish the show.
- If the horse has been ridden four times in each direction (8 trips) and a shoe falls off after this time, they are only allowed to re-join the show in the second ridden assessment.
- If a shoe falls off during the second ridden assessment, the horse can be re-shod and come back and finish.

2. Rules about **riding assessment**.

- If a rider presents a horse for less than six lengths, the assessment can be invalidated.
- If a rider presents a horse for six or more lengths, the assessment will be valid



- If the rider uses more than half the length of the track, that will be counted as a whole length.
3. **Clipping** of horses is permitted although the clipping of head, ears and legs is not allowed.
 4. **Second assessment**
 - To raise the mark for tölt to 8,5 or higher, both slow and fast speed needs to be shown according to the guidelines for each mark.
 - To be able to raise the mark for spirit, it must be clearly shown that it is possible to slow the horse down within the limits of the track in a cooperative and supple way.
 - It is allowed to lower the score for spirit if the horse is showing obvious signs of disobedience, lack of control or much nervousness, according to the guidelines for each mark.
 - To raise the mark for pace in the second assessment the horse must be shown in tölt as well, and the quality of the tölt should be similar to the first assessment. If not, the mark for pace must be at least 0,5 lower than the performance in the second assessment allows.
 5. To raise the mark for general impression the horse must be shown at least in both tölt and trot and depending on the performance in the first assessment if pace or gallop/canter should be shown as well. The final mark for general impression should reflect on the performance in all gaits throughout the show (first and second assessment).
 6. Only horses which are registered in the show and already received their score from the **first ridden assessment** can participate in the **second ridden assessment**. It is not allowed to add outside horses to the second ridden assessment to accompany the ones that are rightfully participating there.
 7. In a breeding assessment it is not **allowed that hooves are painted or sticky** to the touch.
 8. **Rubber bands** in the mane are not allowed
 9. A check for injuries shall be done after the riding assessment of each horse. Riders who do not present a horse to be **checked for injuries after the show** will be disqualified and the results will be taken out of WorldFengur, and they shall receive a warning.
 10. **If illegal shoeing or equipment** is found
 - First offence in the show: The rider gets a warning, horse disqualified from the show and assessment invalidated.
 - Second offence in the show: Rider gets a public reprimand and the rider as well as the horse are disqualified from the show, horse's assessment invalidated.
 11. Suggestion of procedure if a rider shows **rough riding**
 - First offence in the show: Warning or public reprimand, depending on the seriousness of the offence
 - Second offence in the show: Rider is disqualified from the show, and the assessment of the horse is invalidated
 12. **Feeding of the horse** is not allowed during conformation and riding assessment.
 13. **Opening the chain or noseband** before the check is not allowed.
 14. Verbal communication (including radio communication) is allowed between the rider and assistants.



15. Re-shoeing of the horses between the first and second assessment of riding abilities is not allowed, except with a special permission of the ringmaster following some accident or mishap.

B11.1.7 Checklist for facilities at breeding shows

For conformation judgment:

Take care to have a good place for the measurements of the horses, with firm, level surface and preferably indoors.

The conformation judgment should preferably take place indoors (riding arena/hall). A marked track, 20-30 meters long, with firm, level surface is required. The track for leading the horses in the judgment of leg correctness needs to be fenced (2-3 meters wide).

Take care to have good lighting.

For judgment of riding abilities:

The gaits are shown on a straight, level track with a firm and well compressed surface; the surface should be comparable in the whole track. Care must be taken to maintain the track throughout the whole show.

The track should be well demarcated, with a light fence, preferably rather low (<30cm) and the height of the fence should be the same throughout the track. The main thing is that the fence does not block the view of the judges.

The track should be at least 250 meters long, 4-6 meters wide and open at both ends. (see B11.1.1.)

The judges should have good facilities (dry/weather protected), with a clear view of the track, 25-30 meters away from the track, opposite the middle of the track. The facility should preferably be around 1 meter higher than the track.

The track should be marked out prior to the show and all facilities should be checked by the head judge and show leader.

The facilities for the breeding judgments need to be certified by the breeding leaders in each country, prior to the breeding season.

Only certified venues can be used. The certification is in the responsibility of the national breeding leader and must be made before the show.



B11.1.8 Foal and young horse evaluation

B11.1.8.1 General rules for young horse and foal evaluations

Judges

- Judges must have a FEIF breeding judge or Young Horse Judge license.
- The judge must approve the event and is responsible that the rules are followed.
- The end result is calculated from the points from each trait where the highest possible end result is 200 points.

Preconditions regarding participation

- Foals, at least 21 days old that are microchipped the same day as they are evaluated the latest, and result from a mating that is registered in WorldFengur.
- Stallions, 1-3 years old, microchipped and registered in WorldFengur with a DNA sample.
- Mares, 1-3 years old, microchipped and registered in WorldFengur.
- Stallions and mares that are 3 years and older can be assessed for conformation according to B8.4 Judging scale for individual breeding judgements.

Equipment

- Shoeing is not allowed for horses 2-years old and younger
- Three years old horses must have shoes (4x 8mm shoes)
- Young horses may be presented in a halter with a lead rope or lead rope with a chain.

Tracks

- Dressage arena, indoor arena
- A minimum size of 15x30 m and up to max 20 x 40 m with solid ground not too deep and ground without stones. If the arena is bigger than 20 x 40 it has to be divided
- Stable fence (easy to see for the horses, no electric fence) or permanent fence.

Persons driving the horses

- 2-3 persons (experienced horse people)

Procedure for evaluation of a foal

- Before the foal enters the track, the microchip must be read and compared to the registration in WorldFengur or documentation of their identity. If the foal is not yet registered in WorldFengur, the identity of the mother must be verified with the microchip and the mating record from WorldFengur must be presented.
- First the foal is running free with its mother.
- Secondly (if the owner agrees to it) the foal should run free without the mother.
- At the end the mother is brought to the foal again and conformation is evaluated.
- Only one foal and its mother are allowed in the arena at the same time.

Procedure for the evaluation of a young horse assessment

- Before the horse enters the track, the microchip must be read and compared to the registration of the horse in WorldFengur to verify its identity.
- Firstly, the horse is shown running free in the arena.
- Secondly, the conformation is evaluated.

Possibility to show the horse additionally (movements) by hand but not necessary, depending on age and training.



B11.1.8.2 Guidelines for the description of foals and young horses

1. Conformation: 98 points

1.1: Size: from small [1] to tall [7] 4 points

Describes the physical development of the height of the horse. Description of the horse's body condition at the event is possible under remarks.

The ideal horse [7] is well developed, with well-developed withers in regards of age.

1.2. Head: from coarse [1] to fine [7], 4 points

Describes the general impression of the head from coarse to fine, where the ideal is a light and fine head.

1.3. Neck: 38 points

1.3.1 Length: from short [1] to long [7], 8 points

Describes only the length of the neck starting at the middle point of a straight line between the lowest connection point (about the height of the shoulder joint) and the upper connection (in front of the withers) to the middle point of a straight line between the throat latch and the poll.

1.3.2. Position: from low [1] to high [7], 8 points

Describes the lowest point of attachment to the trunk. Ideal [7] is an attachment which lies above the horizontal cross-section of the trunk. If the neck attaches right at the cross-section line of the trunk, it is a medium position [4].

1.3.3 Texture: from coarse [1] to fine [7], 8 points

Describes the texture of the entire neck from coarse to fine where the ideal texture [7] is a light, but well-muscled neck that is thin at the throat.

1.3.4. Topline: from concave [1] to convex [7], 10 points

Describes the shape of the topline, which ideally [7] is a pronounced convex bend from the withers to the poll.

1.3.5 Raising of the neck: from low raised [1] to well raised [7], 6 points.

Describes the natural raising of the neck, i.e. the angle of the lower neckline where the ideal [7] is closer to a vertical line.

1.4. Shoulder: from steep [1] to sloping [7], 6 points

Describes the angle of the scapula where the ideal [7] is a very sloping shoulder.

1.5. Backline: from stiff [1] to swayback [7], 4 points

Describes the line of the back, starting at the end of the withers to the end of the loins (highest point of the croup). The ideal [4] is a strong backline where the whole line should neither be too straight nor too weak (swayback) [7].

1.6. Slope of croup: from steep [1] to flat [7], 4 points

Describes the slope of the pelvis, from the point of the hip toward the seat bone/point of the buttock. The ideal [4] is approx. a 45° angle.

1.7. Proportions: 14 points

1.7.1. Trunk impression: from heavy [1] to light [7], 4 points

Describes the impression of the trunk from built [1] to light [7]



1.7.2. Leg length: from short [1] to long [7], 10 points

Describes the length of the legs, from the elbow to the sole. The legs should be as long as possible [7].

1.7.3 Body format: from short [1] to long [7], 4 points

Describes the length of the body where the ideal [4] is a horse that is neither too short or too long, in comparison with leg length.

1.7.4 Balance: from downhill [1] to uphill [7], 14 points

Describes the balance of the horse on the scale from downhill to uphill where the ideal horse [7] has high front quarters in comparison with hind quarters.

1.8. Impression of legs: from weak [1] to strong [7], 4 points

Describes the general impression of the legs where the ideal [7] are robust and healthy-looking legs.

2. Reactions: from slow [1] to fast [7], 4 points

Describes the time of reaction from slow or hardly any reaction [1] to overreacting [7] where the ideal reaction is in the middle [4]

3. Movements: 98 points**3.1. Topline:** from concave [1] to convex [7], 14 points

Describes how the horse uses its body when moving where the ideal horse [7] moves with an arched neck that is extended forward with the poll as the highest point and holding up the back. The worst case [1] moves with a concave neck, high or stiff head carriage and dropping the back.

3.2. Length of strides: from short [1] to long [7], 14 points

Describes the overall stride length of the horse where the ideal [7] are long strides.

3.3. Height of movement: from low [1] to high [7], 14 points

Describes the height of the movements in the front legs where high movements are ideal [7].

3.4. Speed capacity: from little [1] to much [7], 14 points Ideal [7]

Describes the ability of the horse to show speed in tölt or trot without losing beat, carriage or suppleness.

3.5. Balance: from downhill [1] to uphill [7], 14 points

Describes the horse's ability to carry itself where the ideal horse [7] moves in an uphill balance, with high and light front quarters.

3.6 Suppleness: from stiff [1] to supple [7], 14 points

Describes the biomechanics of the horse where the ideal horse's movements [7] run fluently through the body.

3.7 Lightness: from heavy [1] to light [7], 12 points

Describes the lightness of the movements of the horse where the ideal horse [7] moves with very light and elastic movements.

3.8 Gaiting ability: from diagonal [1] to lateral [7], 2 points

Describes the movement pattern of the horse where the ideal horse [4] shows the whole range from trot to gaiting ability (tölt/pace) with good sections of clear tölt and distinct separation of the gaits. The extremes are a horse that only moves in trot [1] or a horse that only moves in pace [7].

