



FEIF Sport Judges Guidelines 2023

Valid as of April 1, 2023



This document is also available for download from the Website of FEIF: www.feif.org. It may be printed for personal use only. Please contact FEIF for information about translation into other languages. In case of any discrepancies between the English and any other version, the English version counts.

Edition: 2023

Copyright © 2023 FEIF

All rights reserved. No part of this publication may be reproduced in any form or any means, electronically, mechanically, by photocopying, recording or otherwise without the prior permission of the copyright owner.

CONTENTS

CONTENTS	1
PREFACE	2
Slow TÖLT	3
Fast TÖLT	4
TÖLT – speed changes	5
TÖLT – slow to medium or any speed	6
TÖLT – slow to medium speed without rein contact	7
WALK.....	8
TROT – slow to medium speed	9
CANTER – slow to medium speed	10
PACE – oval track.....	11
PACE – oval track.....	12
PACE – oval track F3.....	13
PACE TEST PP1 – Part 1	14
PACE TEST PP1 – Part 2/3.....	15
PACE TEST PP1 – Part 4.....	16
Seat and use of aids in FS1/FS2	17
Execution FS3/TR1/CR1	18
FOUR GAIT V4	19
Deductions by transitions	20
Required distance or time	20
Figures Test FG1	21
Figures Test FG2	22
Figures Test FG3	23
Shoeing and equipment check.....	24
Mouth check and health issues.....	26
Other practical items	27
Dividing chart	28
How to read the scale	30



PREFACE

Prime judging criterion

The prime judging criterion should be the harmony between horse and rider. The rider must handle the horse with fairness, delicacy and respect; be its true leader rather than its dominator. At all times the rider must put the horse's welfare paramount and guard its health and safety. The horse should be able to fulfil its tasks with pleasure; be calm and supple, but also confident, attentive and keen.

Main judging principle

The main judging principle is the judge's obligation to make a well balanced, objective and fair assessment that does the entire performance justice.

Object

The object of the guidelines is to provide sport judges with a tool that enables them to adjudicate in the spirit of the prime judging criterion and the main judging principle.

Key elements

The guidelines are based on certain key elements that must all be taken into consideration when making a well-balanced assessment. Those key elements are:

- Riding skills and connection
- Beat and balance
- Suppleness and relaxation
- Outline and movements
- Correctness and precision of the execution

Firewalls

All the key elements must form the basis of the assessment. Therefore, good qualities of one element should in principle not compensate for significant shortcomings of other elements. To prevent this happening, firewalls have been placed between the requirements and/or restrictions that have been laid out for each key element. Those firewalls cannot be crossed and will guide the judge when determining the range of possible marks.

General guidance

The prime judging criterion, as formulated above, forms the general guidance regarding the assessment of the riding quality. Furthermore, riding skills should be determined in accordance with the rider's technique, balance and timing. The riding style should be characterized by lightness and delicacy but not by force and excessive pressure. The entire performance should reflect skilful training of horse and rider as well as thorough and fair preparation.

Judge's responsibility

The guidelines will not provide judges with a detailed answer to all situations that might occur during an assessment. Such a document would not be workable. It is therefore the judge's responsibility to maintain and upgrade his/her knowledge of those equine sciences on which the guidelines are based. This should enable the judges to act in the spirit of the guidelines in most situations.



Slow TÖLT

General: The horse should go in an even four-beat rhythm, which runs fluently through the horse. The neck should be arched and the back active and rounded, the whole top-line being without tension. The hindquarters are well engaged, and the movements of the forequarters are light and free. The stance phase of the hind legs is longer than the stance phase of the front legs. The horse should move in balance, with strong and active back with suppleness and fluid movements.

	Poor performance						Low average performance						High average performance						Good performance						Excellent performance					
	0	0,5	1	1,5	2	2,5	3	3,5	4	4,5	5	5,5	6	6,5	7	7,5	8	8,5	9	9,5	10									
Riding skills / Connection	Rough riding (warning by yellow card), very poor riding skills, serious lack of cooperation, very poor connection					Some clear faults in riding problems with the connection <i>The seriousness of the shortcoming should influence the mark</i>					Generally good riding style horse generally submitting to the riding aids					Harmony, very good connection, excellent riding														
Beat / Balance	Very poor beat, frequently losing the gait, very uneven strides						Beat or balance problems				Acceptable beat, occasional balance problems			Good beat, balance and rhythm even strides, gait consistency																
Suppleness / Relaxation	Very much stiffness or tension						Stiffness or tension Constrained in movements					Predominantly / reasonable supple				Very supple, elastic, unconstrained														
Outline / Movements	Very poor outline, very short and frequent steps, very little energy, little engagement						Frequent steps, flat movements, clear faults in outline, lack of energy				Some faults in outline, average movements and roominess				Outline without considerable faults, roomy and high movements, energetic, good impulsion, good back bearing and well engaged hind part with a clear resting phase of the hind legs, elevated and light front, self-carriage															
																		Much expression												
Execution	Very fast Only half of the required distance or time shown						Too fast					Required speed																		

Other remarks:

- The mark 0 is given when less than the equivalent of 1 long side in tölt is shown (consecutively)
- If a yellow card is given for rough riding in any of the gaits / sections, the final mark for the whole performance can be reduced by 0.5 to 2 points.
- Deduction 1 to 3 points if a horse breaks the gait or if transition of gaits are in the wrong place (too early or too late) – see diagram on page 20.
- Deduction of 1 point (per interruption) if there is an extreme interruption to flow in transitions of gaits or sections in the test.
- If transition is in the wrong place (too early or too late) and also has extreme lack of flow, deduct only for transition in the wrong place.
- If a horse breaks the gait in the preliminaries the mark after deduction cannot be higher than 6.5. If a horse breaks the gait in the finals the mark after deduction cannot be higher than 7.5. The amount of deduction: see page 20.
- In tölt classes where *slow speed* is requested the impression should be that the horse could easily tölt a 10 m circle at that speed. In tölt classes requesting a *slow / calm / steady speed* the accepted speed is **slightly** higher than in classes requesting a *slow speed*



Fast TÖLT

General: The horse should go in an even four-beat rhythm, which runs fluently through the horse. The horse should lengthen its strides and the head and neck becoming more extended than at slow tölt, the whole topline still being strong and without tension. The horse should move in balance, with strong and active back, active hind quarters, with suppleness and fluid movements.

	Poor performance					Low average performance					High average performance					Good performance					Excellent performance				
	0	0,5	1	1,5	2	2,5	3	3,5	4	4,5	5	5,5	6	6,5	7	7,5	8	8,5	9	9,5	10				
Riding skills / Connection	Rough riding (warning by yellow card) Very poor riding skills, serious lack of cooperation, very poor connection					Some clear faults in riding Problems with the connection <i>The seriousness of the shortcoming should influence the mark</i>					Generally good riding style Horse generally submitting to the riding aids					Harmony, very good connection, excellent riding									
Beat / Balance	Very poor beat, frequently losing the gait, very uneven strides					Beat or balance problems					Acceptable beat, occasional balance problems					Good beat, balance and rhythm even strides, gait consistency									
Suppleness / Relaxation	Very much stiffness or tension					Stiffness or tension Constrained in movements					Predominantly / reasonable supple					Very supple, elastic Unconstrained									
Outline / Movements	Very poor outline, very short and frequent steps, very little energy, little engagement					Frequent steps, flat movements, clear faults in outline, lack of energy					Some faults in outline, average movements and roominess					Outline without considerable faults, roomy and high movements, long strides, energetic, good impulsion, good back bearing, good engagement, self-carriage									
																Much expression									
Execution	Very slow Only half of the required distance or time shown					Too slow					Required speed														

Other remarks:

- The mark 0 is given when less than the equivalent of 1 long side in tölt is shown (consecutively)
- If a yellow card is given for rough riding in any of the gaits / sections, the final mark for the whole performance can be reduced by 0.5 to 2 points.
- Deduction 1 to 3 points if a horse breaks the gait or if transition of gaits are in the wrong place (too early or too late) – see diagram on page 20.
- Deduction of 1 point (per interruption) if there is an extreme interruption to flow in transitions of gaits or sections in the test.
- If transition is in the wrong place (too early or too late) and also has extreme lack of flow, deduct only for transition in the wrong place.
- If a horse breaks the gait in the preliminaries the mark after deduction cannot be higher than 6.5. If a horse breaks the gait in the finals the mark after deduction cannot be higher than 7.5. The amount of deduction: see page 20.



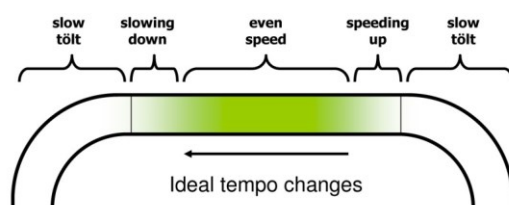
TÖLT – speed changes

General: See sections *slow tölt* and *fast tölt*.

	Poor performance					Low average performance					High average performance					Good performance					Excellent performance				
	0	0,5	1	1,5	2	2,5	3	3,5	4	4,5	5	5,5	6	6,5	7	7,5	8	8,5	9	9,5	10				
Riding skills / Connection	Rough riding (warning by yellow card) Very poor riding skills, serious lack of cooperation, very poor connection					Some clear faults in riding Problems with the connection <i>The seriousness of the shortcoming should influence the mark</i>										Generally good riding style Horse generally submitting to the riding aids					Harmony Very good connection Excellent riding				
Beat / Balance	Very poor beat, frequently losing the gait, very uneven strides						Beat or balance problems				Acceptable beat, occasional balance problems			Good beat, balance and rhythm even strides, gait consistency											
Suppleness / Relaxation	Very much stiffness or tension						Stiffness or tension Constrained in movements						Predominantly / reasonable supple				Very supple, elastic Unconstrained								
Outline / Movements	Very poor outline, very short and frequent steps, very little energy, little engagement						Frequent steps, flat movements, clear faults in outline, lack of energy				Some faults in outline, average movements and roominess				Outline without considerable faults, roomy and high movements, good impulsion, energetic, good back bearing, good lengthening of strides when requested, well engaged hind part, elevated and light front, self-carriage										
																			Much expression						
Execution	Too little distinction in speed Very inharmonious transitions Only half of the required distance or time shown						Transitions lacking smoothness Transitions in the wrong place						Required speed Good distinction in speed Smooth transitions Transitions in the correct places Clear lengthening of strides												
	The emphasis should be on the ability to change the speed by lengthening and shortening the strides. Transitions should be <u>smooth</u> with <u>sufficient distinction</u> in speed. Inharmonious extremes should be discouraged by marking down.																								

Other remarks:

- The mark 0 is given when less than the equivalent of 1 long side in tölt is shown (consecutively) or no tempo changes are performed.
- If a yellow card is given for rough riding in any of the gaits / sections, the final mark for the whole performance can be reduced by 0.5 to 2 points.
- Deduction 1 to 3 points if a horse breaks the gait or if transition of gaits are in the wrong place (too early or too late) – see diagram on page 20.
- Deduction of 1 point (per interruption) if there is an extreme interruption to flow in transitions of gaits or sections in the test.
- If transition is in the wrong place (too early or too late) and also has extreme lack of flow, deduct only for transition in the wrong place.
- If a horse breaks the gait in the preliminaries the mark after deduction cannot be higher than 6.5. If a horse breaks the gait in the finals the mark after deduction cannot be higher than 7.5. The amount of deduction: see page 20.



TÖLT – slow to medium or any speed

General: The horse should go in an even four-beat rhythm, which runs fluently through the horse. In slow speed tölt the neck should be arched and the back active and rounded, the whole topline being without tension. The hindquarters are well engaged, and the movements of the front part are light and free. In fast speed tölt the horse should lengthen its strides and the head and neck can become more extended than at slow tölt, the whole topline still being strong and without tension. The horse should move in balance, with strong and active back, active hind quarters, with suppleness and fluid movements.

	Poor performance					Low average performance					High average performance					Good performance					Excellent performance				
	0	0,5	1	1,5	2	2,5	3	3,5	4	4,5	5	5,5	6	6,5	7	7,5	8	8,5	9	9,5	10				
Riding skills / Connection	Rough riding (warning by yellow card) Very poor riding skills, serious lack of cooperation, very poor connection					Some clear faults in riding Problems with the connection <i>The seriousness of the shortcoming should influence the mark</i>										Generally good riding style Horse generally submitting to the riding aids					Harmony Very good connection Excellent riding				
Beat / Balance	Very poor beat, frequently losing the gait, very uneven strides						Beat or balance problems				Acceptable beat, occasional balance problems			Good beat, balance and rhythm even strides, gait consistency											
Suppleness / Relaxation	Very much stiffness or tension						Stiffness or tension Constrained in movements						Predominantly / reasonable supple				Very supple, elastic Unconstrained								
Outline / Movements	Very poor outline, very short and frequent steps, very little energy, little engagement						Frequent steps, flat movements, clear faults in outline, lack of energy				Some faults in outline, average movements and roominess				Outline without considerable faults, roomy and high movements, energetic, good impulsion, good back bearing, good engagement, self-carriage										
																			Much expression						
Execution	Only half of the required distance or time shown												Required speed												

Other remarks:

- The mark 0 is given when less than the equivalent of 1 long side in tölt is shown (consecutively)
- If a yellow card is given for rough riding in any of the gaits / sections, the final mark for the whole performance can be reduced by 0.5 to 2 points.
- Deduction 1 to 3 points if a horse breaks the gait or if transition of gaits are in the wrong place (too early or too late) – see diagram on page 20.
- Deduction of 1 point (per interruption) if there is an extreme interruption to flow in transitions of gaits or sections in the test.
- If transition is in the wrong place (too early or too late) and also has extreme lack of flow, deduct only for transition in the wrong place.
- If a horse breaks the gait in the preliminaries the mark after deduction cannot be higher than 6.5. If a horse breaks the gait in the finals the mark after deduction cannot be higher than 7.5. The amount of deduction: see page 20.



TÖLT – slow to medium speed without rein contact

General: See section tölt – slow to medium speed. The head and neck can be more extended than when ridden with active rein contact, provided that the horse still moves in balance, with strong and active back, active hind quarters, with suppleness and fluid movements.

	Poor performance					Low average performance					High average performance					Good performance					Excellent performance				
	0	0,5	1	1,5	2	2,5	3	3,5	4	4,5	5	5,5	6	6,5	7	7,5	8	8,5	9	9,5	10				
Riding skills / Connection	Rough riding (warning by yellow card) Very poor riding skills, serious lack of cooperation, very poor connection				Some clear faults in riding Problems with the connection <i>The seriousness of the shortcoming should influence the mark</i>								Generally good riding style Horse generally submitting to the riding aids				Harmony Very good connection Excellent riding								
Beat / Balance	Very poor beat, frequently losing the gait, very uneven strides				Beat or balance problems				Acceptable beat, occasional balance problems				Good beat, balance and rhythm even strides, gait consistency												
Suppleness / Relaxation	Very much stiffness or tension				Stiffness or tension Constrained in movements				Predominantly / reasonable supple				Very supple, elastic Unconstrained												
Outline / Movements	Very poor outline, very short and frequent steps, very little energy, little engagement				Frequent steps, flat movements, clear faults in outline, lack of energy				Some faults in outline, average movements and roominess				Outline without considerable faults, roomy and high movements, energetic, good impulsion, good back bearing, good engagement, self-carriage												
																	Much expression								
Execution	Frequent corrections Only half of the required distance or time with loose rein				Occasional corrections				Required speed Reins slack and hanging loose in loops Few corrections				No corrections Required speed												
	The reins should be held in one hand that is clearly visible and not kept further forward than middle of the crest. There should be no active contact through the reins with the horse's mouth or the chin groove. A whip directed towards the head is considered a correction. The same applies when the rider grips the mane of the horse.																								

Other remarks:

- The mark 0 is given when less than the equivalent of 1 long side in tölt is shown (consecutively), if the reins are loose for less than the equivalent of 1 long side (consecutively) or if the reins are always in both hands.
- If a yellow card is given for rough riding in any of the gaits / sections, the final mark for the whole performance can be reduced by 0.5 to 2 points.
- Deduction 1 to 3 points if a horse breaks the gait or if transition of gaits are in the wrong place (too early or too late) – see diagram on page 20.
- Deduction of 1 point (per interruption) if there is an extreme interruption to flow in transitions of gaits or sections in the test.
- If transition is in the wrong place (too early or too late) and also has extreme lack of flow, deduct only for transition in the wrong place.
- If a horse breaks the gait in the preliminaries the mark after deduction cannot be higher than 6.5. If a horse breaks the gait in the finals the mark after deduction cannot be higher than 7.5. The amount of deduction: see page 20.
-



WALK

General: The horse should go in an even four-beat rhythm beat with long strides, be supple and move energetically. The horse should have a long neck and a rounded, relaxed topline and go forward with suppleness, impulsion and with roomy strides. The back is elastic, and the movement runs through the horse's body.

	Poor performance						Low average performance				High average performance				Good performance				Excellent performance			
	0	0,5	1	1,5	2	2,5	3	3,5	4	4,5	5	5,5	6	6,5	7	7,5	8	8,5	9	9,5	10	
Riding skills / Connection	Rough riding (warning by yellow card) Very poor riding skills, serious lack of cooperation, very poor connection					Some clear faults in riding Problems with the connection <i>The seriousness of the shortcoming should influence the mark</i>									Generally good riding style Horse generally submitting to the riding aids				Harmony Very good connection Excellent riding			
Beat / Balance	Very poor beat, frequently losing the gait, very uneven strides, rein lame						Beat or balance problems				Acceptable beat, occasional balance problems			Good beat, balance and rhythm even strides, gait consistency								
Suppleness / Relaxation	Very much stiffness or tension						Stiffness or tension Constrained in movements						Pre-dominantly / reasonable supple, going through the body				Very supple, smooth, unconstrained					
Outline / Movements	Very poor outline, very short and frequent steps, very little energy, little engagement,						Frequent steps, clear faults in outline, lack of energy				Some faults in outline, average movements roominess				Outline without considerable faults, roomy and long strides, good impulsion, good movements, energetic, good engagement							
																			Much expression			
Execution	Very rushed Only half of the required distance or time shown												Clearly resting in the steps Even tempo									

Other remarks:

- The mark 0 is given when less than the equivalent of ½ long side in walk is shown (consecutively)
- If a yellow card is given for rough riding in any of the gaits / sections, the final mark for the whole performance can be reduced by 0.5 to 2 points.
- Deduction 1 to 3 points if a horse breaks the gait or if transition of gaits are in the wrong place (too early or too late) – see diagram on page 20.
- Deduction of 1 point (per interruption) if there is an extreme interruption to flow in transitions of gaits or sections in the test.
- If transition is in the wrong place (too early or too late) and also has extreme lack of flow, deduct only for transition in the wrong place.
- If a horse breaks the gait in the preliminaries the mark after deduction cannot be higher than 6.5. If a horse breaks the gait in the finals the mark after deduction cannot be higher than 7.5. The amount of deduction: see page 20.



TROT – slow to medium speed

General: The horse should go in an even two-beat diagonal rhythm with clear suspension. The horse should have an arched neck and a rounded, relaxed topline and go forward with suppleness, impulsion and with roomy strides. The back is elastic, and the movement runs through the horse's body.

	Poor performance						Low average performance						High average performance						Good performance						Excellent performance					
	0	0,5	1	1,5	2	2,5	3	3,5	4	4,5	5	5,5	6	6,5	7	7,5	8	8,5	9	9,5	10									
Riding skills / Connection	Rough riding (warning by yellow card) Very poor riding skills, serious lack of cooperation, very poor connection					Some clear faults in riding, Problems with the connection <i>The seriousness of the shortcoming should influence the mark</i>										Generally good riding style Horse generally submitting to the riding aids					Harmony Very good connection Excellent riding									
Beat / Balance	Very poor beat, little suspension, frequently losing the gait, very uneven strides.						Beat or balance problems, visible suspension					Acceptable beat, occasional balance problems			Good beat, balance and rhythm even strides, good suspension, gait consistency															
Suppleness / Relaxation	Very much stiffness or tension						Stiffness or tension Constrained in movements						Predominantly / reasonable supple				Very supple, elastic Unconstrained													
Outline / Movements	Very poor outline, very short and frequent steps, very little energy, little engagement						Frequent steps, flat movements, clear faults in outline, lack of energy					Some faults in outline, average movements and roominess				Outline without considerable faults, roomy and high movements, energetic, good impulsion, good back bearing, good engagement														
																		Much expression												
Execution	Only half of the required distance or time shown												Required speed																	

Other remarks:

- The mark 0 is given when less than the equivalent of 1 long side in trot is shown (consecutively)
- If a yellow card is given for rough riding in any of the gaits / sections, the final mark for the whole performance can be reduced by 0.5 to 2 points.
- Deduction 1 to 3 points if a horse breaks the gait or if transition of gaits are in the wrong place (too early or too late) – see diagram on page 20.
- Deduction of 1 point (per interruption) if there is an extreme interruption to flow in transitions of gaits or sections in the test.
- If transition is in the wrong place (too early or too late) and also has extreme lack of flow, deduct only for transition in the wrong place.
- If a horse breaks the gait in the preliminaries the mark after deduction cannot be higher than 6.5. If a horse breaks the gait in the finals the mark after deduction cannot be higher than 7.5. The amount of deduction: see page 20.



CANTER – slow to medium speed

General: The horse should go in an even three-beat rhythm with clearly visible suspension. The horse should have arched neck, rounded relaxed topline and engaged hindquarters. The movements of the forequarters are light and unconstrained.

	Poor performance				Low average performance				High average performance				Good performance				Excellent performance				
	0	0,5	1	1,5	2	2,5	3	3,5	4	4,5	5	5,5	6	6,5	7	7,5	8	8,5	9	9,5	10
Riding skills / Connection	Rough riding (warning by yellow card) Very poor riding skills, serious lack of cooperation, very poor connection				Some clear faults in riding, Problems with the connection <i>The seriousness of the shortcoming should influence the mark</i>								Generally good riding style Horse generally submitting to the riding aids				Harmony Very good connection Excellent riding				
Beat / Balance	Very poor beat, very little suspension, frequently losing the gait, very uneven strides. Only half of the required distance shown						Beat or balance problems, visible suspension				Acceptable beat, occasional balance problems		Good beat, balance and rhythm even strides, good suspension, even strides, gait consistency								
Suppleness / Relaxation	Very much stiffness or tension						Stiffness or tension Constrained in movements				Predominantly / reasonable supple				Very supple, elastic Unconstrained						
Outline / Movements	Very poor outline, very short and frequent steps, very little energy, little engagement, very downhill						Frequent steps, flat movements, clear faults in outline, lack of energy				Some faults in outline, average movements and roominess				Outline without considerable faults, roomy and high movements, energetic, good impulsion, good back bearing, good engagement, very uphill						
	Much expression																				
Execution	Very fast												Required speed								

Other remarks:

- The mark 0 is given when less than the equivalent of 1 long side in correct canter is shown (no canter, wrong lead or disunited canter), racing speed and out of control.
- If a yellow card is given for rough riding in any of the gaits / sections, the final mark for the whole performance can be reduced by 0.5 to 2 points.
- Deduction 1 to 3 points if a horse breaks the gait or if transition of gaits are in the wrong place (too early or too late) – see diagram on page 20.
- Deduction of 1 point (per interruption) if there is an extreme interruption to flow in transitions of gaits or sections in the test.
- If transition is in the wrong place (too early or too late) and also has extreme lack of flow, deduct only for transition in the wrong place.
- If a horse breaks the gait in the preliminaries the mark after deduction cannot be higher than 6.5. If a horse breaks the gait in the finals the mark after deduction cannot be higher than 7.5. The amount of deduction: see page 20.



PACE – oval track

General: The horse should go in an energetic two-beat lateral rhythm with a clearly visible suspension and at high speed. The horse should lift its back and extend the head and neck forward. In the suspension-phase lateral front and hind legs are stretched far forward and the opposite legs are stretched far backward.

	Poor performance					Low average performance					High average performance					Good performance					Excellent performance				
	0	0,5	1	1,5	2	2,5	3	3,5	4	4,5	5	5,5	6	6,5	7	7,5	8	8,5	9	9,5	10				
Riding skills / Connection	Rough riding (warning by yellow card) Very poor riding skills, serious lack of cooperation, very poor connection					Some clear faults in riding, Problems with the connection <i>The seriousness of the shortcoming should influence the mark</i>										Generally good riding style Horse generally submitting to the riding aids					Harmony Very good connection Excellent riding				
Beat / Balance	Very poor beat, very little suspension, very uneven strides.							Beat or balance problems, visible suspension					Acceptable beat, occasional balance problems			Good beat, balance and rhythm even strides, good suspension									
Suppleness / Relaxation	Very much stiffness or tension							Stiffness or tension Constrained in movements							Predominantly / reasonable supple					Very supple, elastic Unconstrained					
Outline / Movements	Very poor outline, very short and frequent steps, very little energy, little engagement							Frequent steps, flat movements, clear faults in outline, lack of energy					Some faults in outline, average movements and roominess					Outline without considerable faults, roomy and long strides, good movements, energetic, good impulsion, good back bearing, good engagement							
																		Much expression							
Execution	Very slow																	Smooth transitions on correct places Good speed							

Other remarks:

- See diagram on following page



PACE – oval track

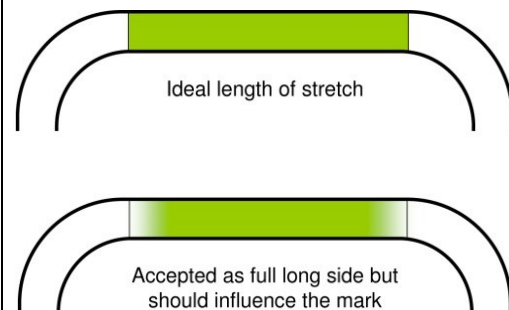
The judgment should be based on the general impression of the whole performance (from approaching in canter at the beginning to slowing down at the end) where both gait qualities and the technical execution will be taken into account.

To get a mark for pace the horse must be brought to pace before the beginning of the long side and keep the gait to the end of the long side. Where situations make the transition to pace difficult, like narrow tracks, sharp curves or sloping long sides, judges are advised to place the long side markings slightly further into the long sides than usual.

If the horse has been brought to pace but needs 2-3 horse lengths into the long side to achieve clear visible suspension it will still be accepted as a full long side with some influence on the mark. Same applies if the horse is slowed down 2-3 horse lengths before the end of the long side, making the suspension hard to see.

Please notice:

This does not apply when the horse is being laid to pace or breaks the pace into canter in those 2-3 horse length zones



Transition: bringing to pace


Close to the curve in the area between the middle of the short side and the beginning of the long side the horse should be brought smoothly but energetically from canter to flying pace. The quality of this transition must be an important part of the total assessment.

If the horse is not brought to pace from canter or is brought to pace before the middle of the short side a fixed deduction must be made. The same applies if the horse is brought from canter to tölt and then to pace.

Deduction: 2.0



The horse should not be in pace before it can go into the long side in a straight line (green area). This spot may differ according to the shape of the track. Racing pace should not be ridden around a bend. Too early transition should influence the mark, a deduction of 0.5 – 1.5 can be made. (Diagram is example for riding on the left rein)



Transition: slowing down

After the pace the horse should be slowed down by riding into the curve in a controlled manner. The quality of this transition must be an important part of the total assessment.


If the horse takes a disunited canter after the pace a deduction must be made.

Deduction: 1.0 – 2.0

depending on the seriousness of the situation



The deduction for disunited canter after the pace depends on the situation. When a horse goes into disunited canter after it has been ridden recklessly in high speed too far into the curve the maximum deduction should be made. This way of riding is likely to cause injuries and should be penalized clearly. (Diagram is example for riding on the left rein)



How to figure out the final mark for pace:

Every attempt will be marked individually and at the end the final mark for pace will be based on the average of the two best attempts. When 3 attempts are ridden, the worst attempt will not be taken into account except if a yellow card is given due to rough riding for that attempt. Deduction 1 point (per interruption) if there is an extreme interruption to flow in transitions at the middle of either of the short sides of the pace round.

Yellow card:

If a yellow card is given due to rough riding for any of the attempts of pace the final mark for pace shall never be higher than 2.0. The final mark for the whole five-gait test can also be reduced by 0.5 to 2 points.



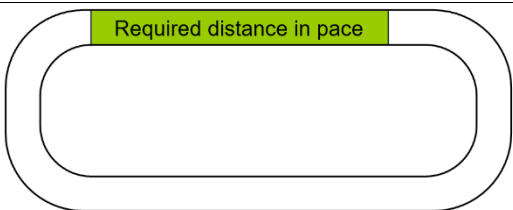
PACE – oval track F3

Poor performance										Low average performance					High average performance					Good performance					Excellent performance				
0	0,5	1	1,5	2	2,5	3	3,5	4	4,5	5	5,5	6	6,5	7	7,5	8	8,5	9	9,5	10									
For the assessment of riding skill/connection, beat/balance, suppleness/relaxation and outline/movement: see pace guideline on page 11. For assessment of slowing down transition: see pace guideline on page 12.																													
Execution		Very slow The horse breaks the gait before the end of the long side														Smooth transitions on correct places Good speed													



Other remarks:

- The mark 0 is given if less than the half of the required distance is shown

The judgment should be based on the general impression of the whole performance (from approaching in canter at the beginning to slowing down at the end) where both gait qualities and the technical execution will be taken into account.

To get a full mark for pace the horse must be brought to pace inside the transition area and keep the gait to the end of the long side. (Diagram is example for riding on the left rein)		
--	--	--

Transition: bringing to pace

<p>In this class the transition area is extended 8 meters into the long side. The end of the transition area must be clearly marked. Within the transition area the horse should be brought smoothly but energetically from canter to flying pace. The quality of this transition must be an important part of the total assessment.</p> <p>If the horse is not brought to pace from canter or is brought to pace before the middle of the short side a fixed deduction <u>must</u> be made. The same applies if the horse is brought from canter to tölt and then to pace.</p> <p>Deduction: 2.0</p> 		<p>The horse should not be in pace before it can go into the long side in a straight line (green area). Racing pace should not be ridden around a bend. Too early transition should influence the mark, a deduction of 0.5 – 1.5 can be made. (Diagram is example for riding on the left rein)</p> 
--	--	---

How to figure out the final mark for pace:

Each attempt will be marked individually and at the end the final mark for pace will be based on the best attempt. If a yellow card is given due to rough riding for any of the attempts of pace the final mark for pace shall never be higher than 2.0. The final mark for the whole five-gait test can also be reduced by 0.5 to 2 points.



PACE TEST PP1 – Part 1

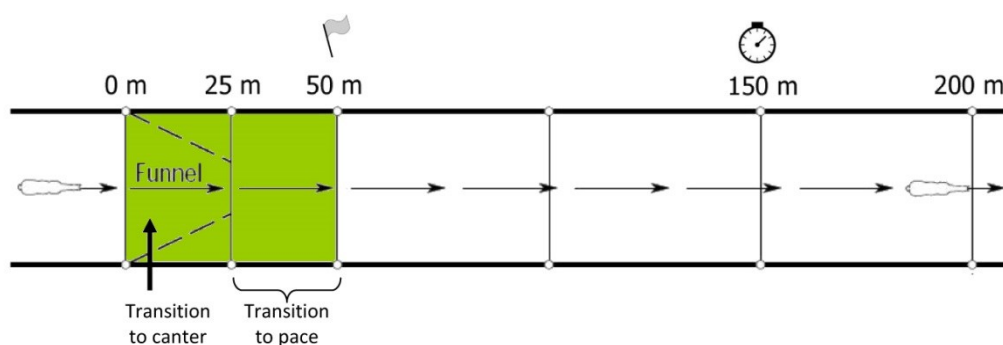
General:

As soon as the starting flag is raised the horse should be ridden in a relaxed walk, tölt or trot into the funnel-zone (0-25 m). Early in the funnel-zone the horse should be brought to a powerful, yet relaxed, canter and ridden through the funnel into the transition-zone (25-50m). The rider then switches the gait from canter to pace with soft and clear aids without slowing down. When the horse enters the timed section, the horse should be in very clear and definite pace. The rider is expected to show bold and powerful pace, with the emphasis on harmony between the horse and rider. Besides the quality and the speed of the pace, the riding style and precision of performance will be judged.

	Poor performance					Low average performance					High average performance					Good performance					Excellent performance				
	0	0.5	1	1.5	2	2.5	3	3.5	4	4.5	5	5.5	6	6.5	7	7.5	8	8.5	9	9.5	10				
Riding skills / Connection	Rough riding (warning by yellow card) Very poor riding skills, serious lack of cooperation, very poor connection					Some clear faults in riding, Problems with the connection <i>The seriousness of the shortcoming should influence the mark</i>										Generally good riding style Horse generally submitting to the riding aids				Harmony Very good connection Excellent riding					
Beat / Balance	Very poor beat, very little suspension, very uneven strides.						Beat or balance problems, visible suspension				Acceptable beat, occasional balance problems			Good beat, balance and rhythm even strides, good suspension											
Suppleness / Relaxation	Very much stiffness or tension						Stiffness or tension Constrained in movements				Predominantly / reasonable supple				Very supple, elastic Unconstrained										
Outline / Movements	Very poor outline, behind the bit, very short steps, very little energy, little engagement,						Short or flat movements, clear faults in outline, lack of energy				Some faults in outline, average movements and roominess				Outline without considerable faults, roomy and long strides, good movements, energetic, good impulsion, good back bearing, good engagement										
																			Much expression						
Execution	Transition to pace in the funnel-zone Transition to canter on wrong place Transitions lacking smoothness Very slow canter and pace Less than 2-3 strides in canter						Transitions take too long. Frequent corrections.				Average speed in pace and canter.				Good speed in pace and canter. Good accelerations Smooth transitions Very few corrections										

Other remarks:

- The mark 0 is given if the horse is not in pace at the 50 m line, if there is no transition to pace from canter after the 0 m line or if the transition is from a disunited canter through a single switch (víxl).
- The horse enters a new zone when the first part of the horse breaks the dividing line between the zones.



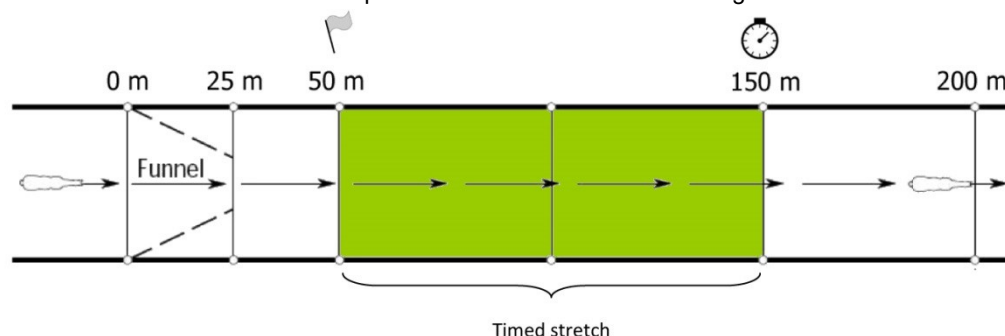
PACE TEST PP1 – Part 2/3

General: The horse should be in a very clear and definite pace when it enters the timed stretch. The rider is expected to show bold and powerful pace, with the emphasis on harmony between the horse and rider. Besides the quality and the speed of the pace, the riding style and the precision of the performance must be an important part of the assessment.

	Poor performance		Low average performance		High average performance		Good performance		Excellent performance													
	0	0.5	1	1.5	2	2.5	3	3.5	4	4.5	5	5.5	6	6.5	7	7.5	8	8.5	9	9.5	10	
Riding skills / Connection	Rough riding (warning by yellow card) Very poor riding skills, serious lack of cooperation, very poor connection					Some clear faults in riding, Problems with the connection <i>The seriousness of the shortcoming should influence the mark</i>							Generally good riding style Horse generally submitting to the riding aids				Harmony Very good connection Excellent riding					
Beat / Balance	Very poor beat, very little suspension, very uneven strides.							Beat or balance problems, visible suspension				Acceptable beat, occasional balance problems		Good beat, balance and rhythm even strides, good suspension								
Suppleness / Relaxation	Very much stiffness or tension							Stiffness or tension Constrained in movements				Predominantly / reasonable supple				Very supple, elastic Unconstrained						
Outline / Movements	Very poor outline, very short steps, very little energy, little engagement,							Short or flat movements, clear faults in outline, lack of energy				Some faults in outline, average movements and roominess				Outline without considerable faults, roomy and long strides, good movements, energetic, good impulsion, good back bearing, good engagement						
																		Much expression				
Execution	Slow speed														Good speed							

Other remarks:

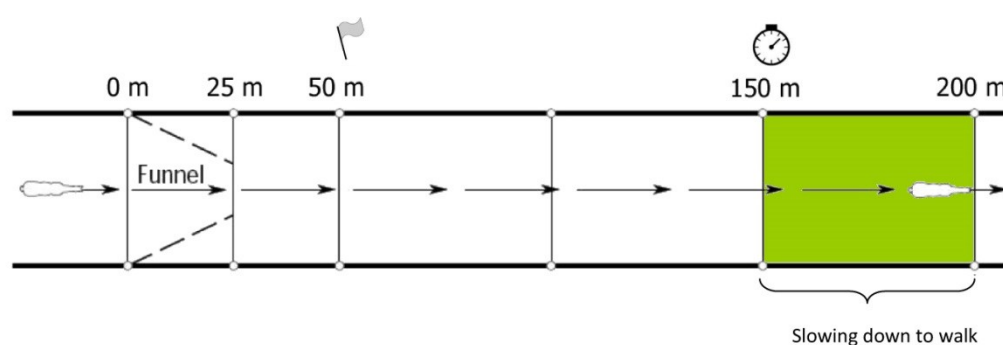
- The mark 0 is given if the horse is in very slow pace, not in pace at the 50 m line and/or breaks the pace in the zone that is being judged.
- The horse enters a new zone when the first part of the horse breaks the dividing line between the zones.



General: The horse should be ridden in powerful pace into the slowing down zone. Then the rider should reduce speed softly and without force. To gain the highest marks the horse should be in walk before the end of the slowing down zone. In this demonstration the rider should clearly exhibit full control of the horse.

	Poor performance	0	0.5	1	1.5	2	2.5	3	3.5	4	4.5	5	5.5	6	6.5	7	7.5	8	8.5	9	9.5	10
Riding skills / Connection	Rough riding (warning by yellow card) Very poor riding skills, serious lack of cooperation, very poor connection					Clear faults in riding, Problems with the connection <i>The seriousness of the shortcoming should influence the mark</i>								Generally good riding style Horse generally submitting to the riding aids				Harmony Very good connection Excellent riding				
Beat / Balance	Very poor beat, very little suspension, very uneven strides.				Beat or balance problems, visible suspension				Acceptable beat, occasional balance problems				Good beat, balance and rhythm even strides, good suspension									
Suppleness / Relaxation	Very much stiffness or tension				Stiffness or tension Constrained in movements				Predominantly / reasonable supple				Very supple, elastic Unconstrained									
Outline / Movements	Very poor outline, behind the bit, very short steps, very little energy, little engagement,				Short or flat movements, clear faults in outline, lack of energy				Some faults in outline, average movements and roominess				Outline without considerable faults, roomy and long strides, good movements, energetic, good impulsion, good back bearing, good engagement									
													Much expression									
Execution	Entering the zone in very slow speed Very little speed reduction Transition lacking smoothness Excessively harsh transition				Entering the zone in average speed								Entering the zone in good speed Very good speed reduction Smooth transition For 8.0 or higher: In walk before crossing the 200 m line									

- The mark 0 is given if the horse is not in pace at the 150 m line, if the horse breaks into canter in the slowing down zone or is not reducing speed at all.
- The horse enters a new zone when the first part of the horse breaks the dividing line between the zones.



Seat and use of aids in FS1/FS2

Quality of gaits is of no importance in the assessment of seat and riding aids

	Poor performance					Low average performance					High average performance					Good performance					Excellent performance				
	0	0.5	1	1.5	2	2.5	3	3.5	4	4.5	5	5.5	6	6.5	7	7.5	8	8.5	9	9.5	10				
General	Rough riding (warning by yellow card) Very poor riding skills, serious lack of cooperation, very poor connection					Clear faults in riding, Problems with the connection <i>The seriousness of the shortcoming should influence the mark</i>										Generally good riding style Horse generally submitting to the riding aids					Harmony Very good connection Excellent riding				
Specific examples	Unhorsemanlike behaviour, seat not independent (problems with balance), rough inaccurate aids, severe faults in seat					Basic rules of seat and riding aids are mastered, transitions mostly smooth, rider has sufficient influence (but without refinement); individual gaits and parts of the test are shown correctly. Just acceptable performance with one major fault, continual seat problems but the overall picture is not disturbed too much										An even, good performance throughout the test; precise riding aids, seat is satisfactory					Elegant effortless seat, correct seat, light (discreet) riding aids, a beautiful picture				



Execution FS3/TR1/CR1

General: In all parts of the test, the horse should be keen and enjoy cooperating. Seat should correspond with the requirements of the test (trail / countryside riding).

	Poor performance					Low average performance					High average performance					Good performance					Excellent performance				
	0	0.5	1	1.5	2	2.5	3	3.5	4	4.5	5	5.5	6	6.5	7	7.5	8	8.5	9	9.5	10				
General execution	Test is partly carried out or carried out with severe faults					Test is carried out with clear faults, clear faults of seat / aids / handling <i>The seriousness of the shortcoming should influence the mark</i>					Generally good riding/handling style					Very good riding/handling style No faults in execution									
	Rough riding or handling (warning by yellow card) Very poor riding skills, serious lack of cooperation, very poor connection										Horse generally submitting to the aids Test carried out at the first attempt														
Specific examples	Horse jumps off the see-saw, before reaching the middle (or stands only briefly on the ramp of the trailer) or horse should go into the water but only goes in with his front legs					Horse jumps off the see-saw too early; showing: difficulties with long-reining disobedience of the horse, clumsiness of handler					Clever use of aids, clever riding on a difficult horse Overall harmonious impression					Absolutely effortless, invisible aids, appears completely natural									

Other remarks:

- The mark 0 is given if the test is not carried out or the performance cannot be recognized as described in the submitted description of the program.



FOUR GAIT V4

General: Not quality of gaits alone should determine the marks given; higher marks (over 7) are also possible for horses with good average movements, if the requirements of the guidelines are met.

	Poor performance					Low average performance				High average performance			Good performance			Excellent performance					
	0	0.5	1	1.5	2	2.5	3	3.5	4	4.5	5	5.5	6	6.5	7	7.5	8	8.5	9	9.5	10
Riding / Execution	Rough riding (warning by yellow card) Very poor riding skills, serious lack of cooperation, very poor connection					Serious faults in riding, some clear problems with the connection, very inactive rider				Some faults in riding, Problems with the connection				Generally good riding style Horse generally submitting to the riding aids			Elegant, effortless riding with nearly invisible aids				
Gait quality	Serious beat or balance problems						Minor beat or balance problems				Acceptable beat, average movements and roominess				Good beat						

Other remarks:

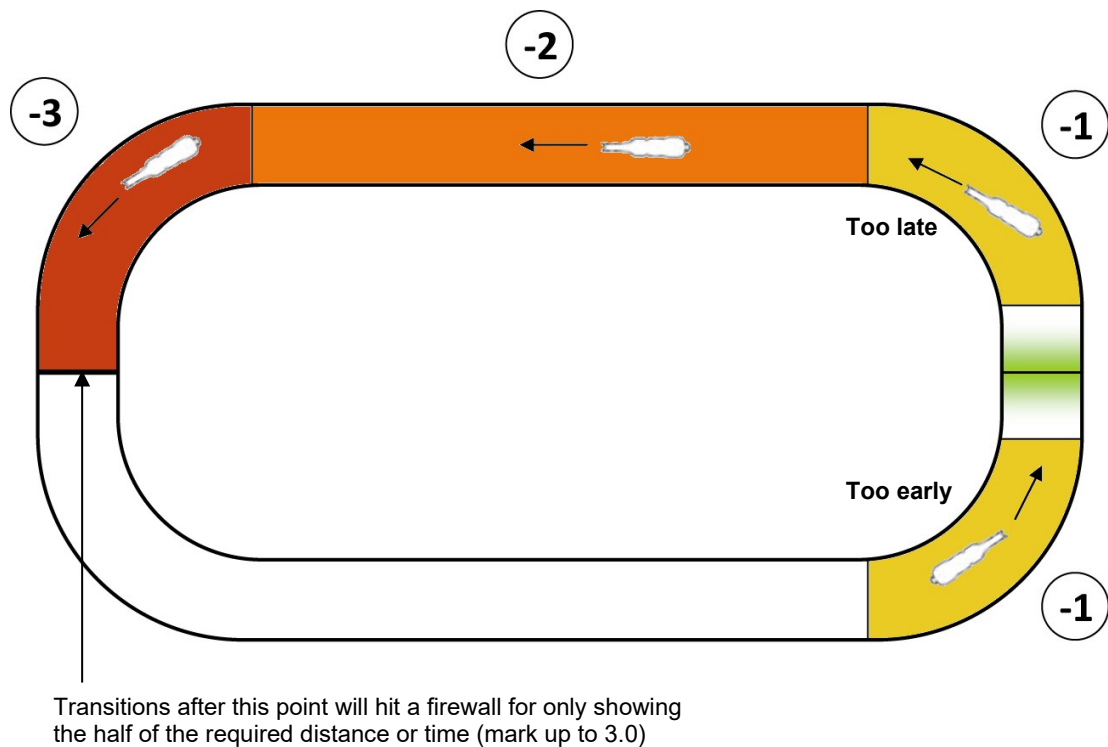
- The mark 0 is given when less than the equivalent of 1 long side in correct gait is shown
- If a yellow card is given for rough riding in any of the gaits / sections, the final mark for the whole performance can be reduced by 0.5 to 2 points

		Poor performance					Low average performance					High average performance					Good performance			Excellent performance				
		0	0.5	1	1.5	2	2.5	3	3.5	4	4.5	5	5.5	6	6.5	7	7.5	8	8.5	9	9.5	10		
Transitions	Transitions clearly wrong. Rough riding (warning by yellow card), very poor riding						Transitions very late or troublesome, serious faults in riding					Some faults in transitions, some faults in riding					Only minor faults in transitions, generally good riding					No faults in any transitions, very good riding		



Deductions by transitions

The transition of gaits/sections should take place at the middle of the short side or at the speaker's command. A deduction must be made if the transition is too late or too early. The amount of the deduction depends on how late the transition was. This can be seen on the diagram below. Example: For a late transition that took place somewhere on the next long side (orange zone) -2 must be deducted. In finals and group classes the equivalent of the cumulative distance shown on the diagram will determine the amount of the deduction. Example: If it takes the equivalent distance of one bend and one long side to perform the transition a deduction of -3 must be made.



In lower classes (like V3, V5, V6 and F3) riders are allowed to go to the nearest curve for the transition to canter. Deductions for late transitions will only be made after that spot has been passed.

Required distance or time

When the horse undoubtedly loses the gait in the preliminaries the mark can never be higher than 6.5 after a deduction has been made and, in the finals, never higher than 7.5 after a deduction has been made.

If the horse loses the gait the equivalent of the distance shown on the diagram will determine the amount of the deduction.

If the horse loses the gait longer than half round a firewall for only showing the half of the required distance or time (mark up to 3.0) applies. The mark must correspond to the gait quality on the part that is shown. Example: If the quality of the part shown is 5.0 the mark should be 1.5

If less than the equivalent of 1 long side is shown (consecutively), the mark 0 is given.



Figures Test FG1

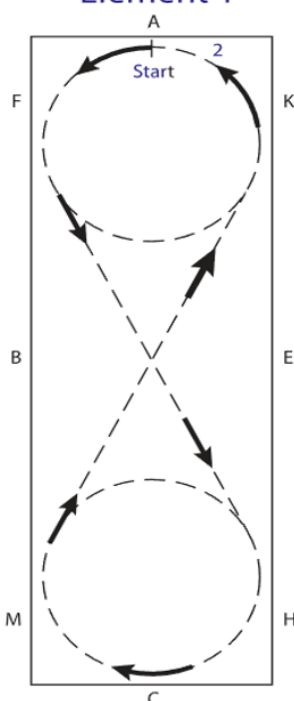
General: Level 1 – Requirements to fulfil: Connection, beat and relaxation. The horse should have a good beat, be relaxed and submit well to the riding aids. The rider should be in good contact with the horse and have a good seat.

Fault section										Middle section										Good section									
0	0,5	1	1,5	2	2,5	3	3,5	4	4,5	5	5,5	6	6,5	7	7,5	8	8,5	9	9,5	10									
Riding skills / Connection	Rough riding (warning by yellow card), very poor riding skills, serious lack of cooperation, very poor connection				Clear faults in riding / clear connection problems		Minor faults in riding, minor problems with the connection <i>The seriousness of the shortcoming should influence the mark</i>				Generally good riding style, horse generally submitting to the riding aids																		
Beat / Balance	Beat or balance problems frequently losing the gait, very uneven strides						Acceptable beat, occasional balance problems						Good beat and balance																
Suppleness / Relaxation	Stiffness or tension						Predominantly / reasonable supple						Predominantly / reasonable supple, unconstrained																
Outline / Straightness	Very poor outline, very little energy						Clear faults in outline, lack of energy		Some faults in outline, horse correctly bent on the circles and mostly straight on straight lines				Outline without considerable faults, horse correctly bent on the circles and mostly straight on straight lines																
Execution	Very uneven speed						Occasional unevenness in speed,						Even and balanced speed,																

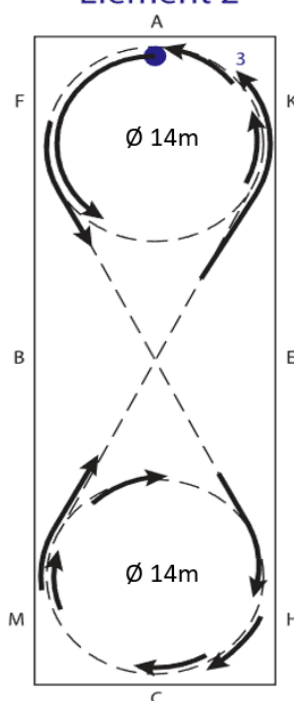
Other remarks:

- The test can be ridden in either tölt or trot. If the rider shows trot, the rider should show rising trot on the correct diagonal and change diagonal at X.
- When a wrong route or a figure is ridden a deduction of -2 must be made.
- A final mark of 8 or higher can only be given if horse and rider fulfil all requirements.

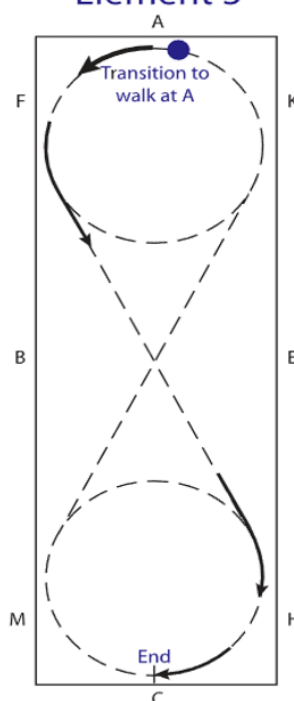
Element 1



Element 2



Element 3



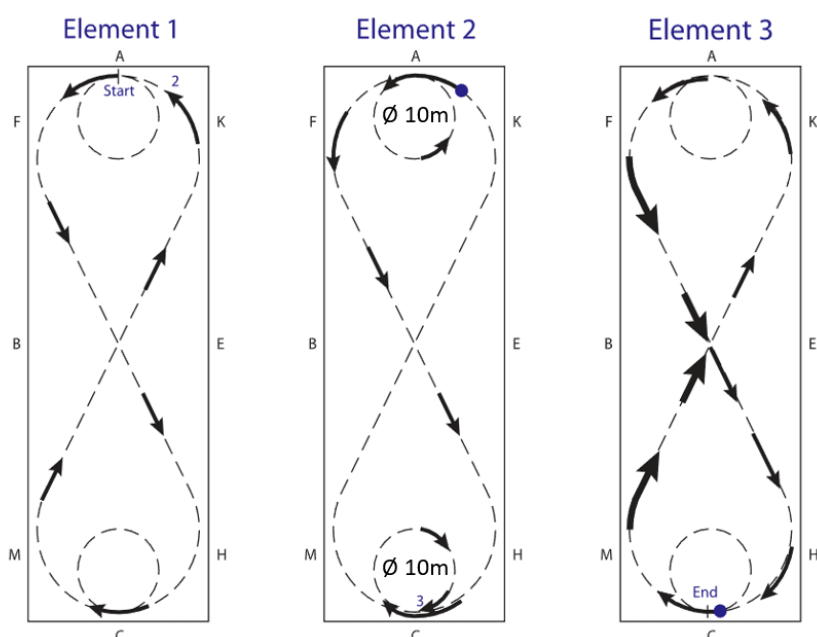
Figures Test FG2

General: Level 2 – Requirements to fulfil: Connection, beat, relaxation, impulsion and straightness. The horse should have a good beat, be relaxed, well balanced and submit well to the riding aids. It should be able to go evenly on both reins and go straight on a straight line. The rider should be in good contact with the horse and have a good seat.

Fault section						Middle section						Good section								
0	0,5	1	1,5	2	2,5	3	3,5	4	4,5	5	5,5	6	6,5	7	7,5	8	8,5	9	9,5	10
Riding skills / Connection	Rough riding (warning by yellow card), very poor riding skills, serious lack of cooperation, very poor connection				Clear faults in riding / clear connection problems	Generally good riding style, horse generally submitting to the riding aids.						Harmony Very good connection Excellent riding								
Beat / Balance	Beat or balance problems, frequently losing the gait, very uneven strides					Good beat, occasional balance problems						Good balance and rhythm even strides								
Suppleness / Relaxation	Stiffness or tension					Predominantly / reasonable supple						Supple, elastic, unconstrained								
Outline / Straightness	Clear faults in outline, lack of energy, little engagement					Some faults in outline, horse correctly bent on the circles and mostly straight on straight lines						Outline without considerable faults, energetic, horse going evenly on both reins and completely straight on a straight line, some impulsion								
Execution	Very uneven speed, no extension when requested					Occasional unevenness in speed, weak extension when requested						Even and balanced speed, good extension when requested								

Other remarks:

- The test should be ridden in tölt.
- When a wrong route or a figure is ridden a deduction of -2 must be made.
- A final mark of 8 or higher can only be given if horse and rider fulfil all requirements.



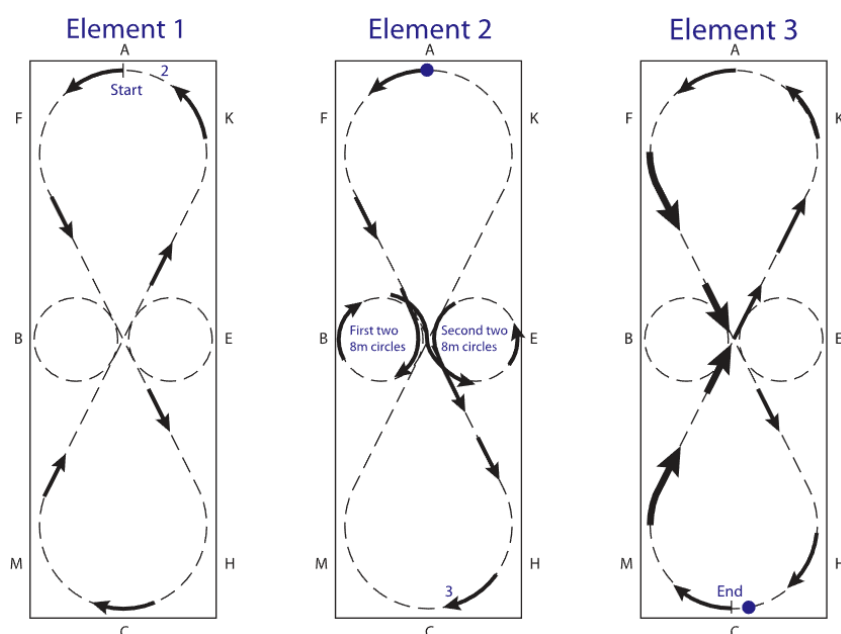
Figures Test FG3

General: Level 3 – Requirements to fulfil: Connection, beat, relaxation, impulsion, straightness and collection. The horse should have a good beat, be relaxed, well balanced and be able to be collected when requested. The horse should submit well to the riding aids and be able to go evenly on both reins and go straight on a straight line. The rider should be in good contact with the horse and have a good seat.

Fault section										Middle section						Good section					
0	0,5	1	1,5	2	2,5	3	3,5	4	4,5	5	5,5	6	6,5	7	7,5	8	8,5	9	9,5	10	
Riding skills / Connection	Rough riding (warning by yellow card), very poor riding skills, serious lack of cooperation, very poor connection				Clear faults in riding / clear connection problems		Generally good riding style, horse generally submitting to the riding aids.						Harmony Very good connection Excellent riding								
Beat / Balance	Beat or balance problems, frequently losing the gait, very uneven strides						Good beat, occasional balance problems						Good balance and rhythm, even strides								
Suppleness / Relaxation	Stiffness or tension						Predominantly /reasonable supple, unconstrained						Very supple, elastic								
Outline / Straightness	Faults in outline, lack of energy, little engagement						Outline without considerable faults, horse going evenly on both reins and completely straight on a straight line, some impulsion						Good outline, good impulsion, horse going evenly on both reins and completely straight on a straight line, good back bearing and well engaged hind part with a clear resting phase of the hind legs when requested, elevated and light front, self-carriage, collected when requested								
Execution	Very uneven speed, no extension when requested						Occasional unevenness in speed, weak extension when requested						Even and balanced speed, good extension when requested								

Other remarks:

- The test should be ridden in tölt.
- When a wrong route or a figure is ridden a deduction of -2 must be made.
- A final mark of 8 or higher can only be given if horse and rider fulfil all requirements.



Shoeing and equipment check

Checking bits and bridles

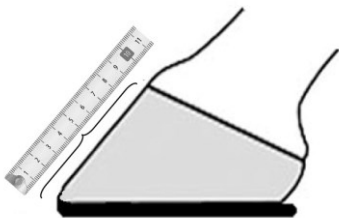
Bits and bridles must be checked to ensure it is in accordance with the rules and that the bits fit the horse's mouth properly. The same applies to the fitting and the tightness of the curb chain. Bits can be taken out of the horse's mouth for further examination if required.

How to measure shoes

The shoes should be measured with a Vernier's calliper. Judges should measure the width of shoes in all positions around the shoe. The thickness is measured in the same way.

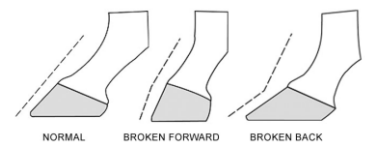
How to weigh the protective material

Judges should first make sure that the scales are adjusted to read zero and then calibrated. Using a reference weight should do this. Judges are allowed to shake the loose mud off boots before weighing.



How to measure the length of a hoof

The length of the toe is determined by measuring the front of the hoof, in the centre, from the skin line on the lower side of the coronary band to the ground (shoe). This should preferably be done with a calibrated measuring tool.



The angle and the length of the hoof

The angle of the hoof must be in line with the pastern and the length must be natural. If judges are dissatisfied about the length and/or the angle of the hoof they can dismiss the horse from the competition.

Loss of a Shoe in Competition

If a horse loses a shoe or the shoeing becomes damaged during a test the rider must stop the performance. Whenever one of the judges judging the test is certain about the loss of a shoe and the rider continues riding, the judge must stop the performance of this combination.

- If this occurs during a preliminary round the rider is eliminated from the test and no marks are given.
- If this occurs in the finals or in a pace track test any marks and/or times earned before the loss of the shoe are kept including those from completed sections or runs. The rider receives a "0" for the remaining sections but is not eliminated.
- When the loss of a shoe is noticed in the equipment check, it will result in elimination in the preliminaries and in the final, it will result in a zero for the last section.



Position of the saddle


In principle any sort of saddle or saddle pad, which is suitable for the Icelandic horse, is allowed. Permissible equipment also includes saddle cloths, front girths, cruppers and saddle supports. The saddle should be placed on the horse so that a major part of the girth is placed on the sternum. The saddle should neither cover the shoulder blades nor be weight bearing on the lumbar region in the standing horse. If the saddle is too far back a warning can be given or the rider can be eliminated from a test depending on the place of the saddle.

Tightness of the noseband


The noseband must not be too tight.

The tightness of the noseband is measured in the equipment check using a Noseband Taper Gauge or similar which must fit easily between the noseband and the front of the horse's nose (nasal midline). A space of at least 1.5 cm for Hanoverian/drop or Lever nosebands and at least 1 cm for English/combined nosebands must be kept between the noseband and the front of the horse's nose (nasal midline).

☐




Noseband taper gauge






Combined noseband (upper & lower) minimum 1.0cm

Cavesson/English noseband and anatomical nosebands minimum 1.0cm



Hanoverian (also known as drop or German) noseband minimum 1.5cm



Micklem bridle noseband & Lever noseband also minimum 1.5cm



Mouth check and health issues

Health of the horse

At international competitions an official veterinary surgeon must be appointed. At other competitions a veterinary surgeon should be available.

If judges are dissatisfied with the fitness of a horse, they should continue judging but ask for a veterinary check. They should also do this for horses coughing or looking weak. If there are any signs of injury or illness the official veterinary surgeon should be asked to decide whether or not the horse is fit to continue in the competition.

How to perform the mouth check

Put on new non-sterile examination gloves. Check the tightness of the noseband. Ask the rider to put on the horse's head collar. Make contact with the horse. Start by looking at the outside of the mouth and the surroundings for visible injuries and blood in connection with the bridle. Stand in front of the horse, preferably. Start with gentle palpation of the mouth corners with your thumb on the inside and your index finger on the outside. Now you get the information whether the horse is sensitive to this palpation or not. Due to palpation most horses will open their mouth and when you bend over to one side you can easily look at the opposite inside of the mouth. Now you can get the information of the opposite buccal mucosa, opposite inside of the mouth corner, the tongue and palatum mucosa and also the bars on the side where you stand. Do it on both sides. If you have no clear sight of the mouth corners, you can turn each mouth corner inside out. If you see a bruise or swollen tissue on the bars palpate it gently, to find out if it is sensitive or not. If the horse is not cooperative with opening the mouth it might help to grasp the tongue and pull it out. Write down what you have seen. Thank the rider for the cooperation. Never forget: The aim of these checks is to ensure the horses' welfare. Be sure to act carefully. Act efficiently - if it takes too long it will bother horse and rider.

Application of "Blood" Rule (G1.3.2(g))

G1.3.2 Fitness to compete ...

g) Bleeding The welfare of the horse must be paramount in all competitions. At the moment a judge suspects that a horse is actively bleeding during a test the judge must therefore ask for an inspection on the horse which will be eliminated from the test when failing the check. When failing the check, the combination will be subject to disciplinary measures according to the relevant rules for breeding shows or sports competitions.

Recommended procedure to confirm bleeding during equipment check if there is doubt if the bleeding is "active":

- *Wipe the area gently with a piece of white gauze.*
- *Discard the gauze.*
- *Touch the area gently with a second piece of white gauze.*
- *If there is a significant amount of fresh blood on the second piece of gauze the horse is bleeding.*

The rider should receive the benefit of any doubt.

Use of current Vet form is mandatory. When failing the check according to the vet form the combination will be subject to disciplinary measures according to the relevant rules for breeding shows or sport competitions

(<https://www.feif.org/sport-dept/documents/>)



Other practical items

How to measure the tracks

Please refer to Sport Rules (S15 – Addendum 9: Drawings) for the exact measurements of the different tracks.

Pace track

You will need a suitable tape measure to measure the length of the pace track. You should measure at least twice in the presence of the competition organizer. When in doubt about the gradient of the pace track, consult a surveyor. The organizer has to arrange for the presence of a surveyor if required. This is important if times from the event are to be recognized as official records. The purpose of the rule about the gradient is that the track must not be sloping down if records are to be recognized. When records in pace are to be recognized by FEIF, electronic time keeping is mandatory, start boxes have to be used in P1 and P3 plus a camera at the finish line and the wind speed has to be known. For record recognition there is a form to be filled out and to be signed by different officials. When starting boxes are used these have to be approved by the head judge. When starting boxes are used the length of the pace track shall be measured from an imaginary line inside the box, between the hinges of the doors.

Starting area

A quiet environment is required around the starting area. Riders and helpers must keep their voices down and the starter should do his job as quiet as possible.

Other tracks

It is advisable to measure the dressage arena. Please keep in mind that both 20 x 40 m and 20 x 60 m tracks are allowed. Checks on the oval track are mostly for safety aspects; in particular the surface shall be checked for the presence of holes or large stones.

Time keeping

Please refer to Sport Rules (S3.3 – Time keeping).

Position of judges in the oval track

The aim is to give 5 judges a good position to judge speed and quality of gaits. In order to do this a swivel chair must be provided for each judge. It is important to have a writer available for each judge, especially with more than one horse on the track at a time. Secretaries should be suitable (i.e. speak a common language with the judge and be able to write notes for the judge). The judges should never be placed in a corner or too close to the track. When judging from outside the track it is important to be the right distance away, in particular not too close. If possible, judges should be placed slightly higher than the track and not too close to the corner.

Long side markings in five-gait

Where situations such as narrow tracks, sharp curves or sloping long sides make the transition to pace difficult in five-gait tests, judges are advised to place the long side markings slightly further into the long sides than usual. It is up to the situation on each place to put the markings back on their original spot for other tests.

Reference material

For more detailed descriptions on biomechanics and locomotion, as well as a listing of most common beat irregularities, please see the booklet “The gaits of the Icelandic Horse – basic definitions” published by Iceland Equestrian Association (LH) and FEIF in 2014.

<https://www.feif.org/Service/Documents/Sport.aspx>



Dividing chart

2		3		4		4		5		5	
20.0	10.0	30.0	10.0	40.0	10.0	10.0	2.5	50.0	10.0	20.0	4.0
19.5	9.8	29.5	9.8	39.5	9.9	9.5	2.4	49.5	9.9	19.5	3.9
19.0	9.5	29.0	9.7	39.0	9.8	9.0	2.3	49.0	9.8	19.0	3.8
18.5	9.3	28.5	9.5	38.5	9.6	8.5	2.1	48.5	9.7	18.5	3.7
18.0	9.0	28.0	9.3	38.0	9.5	8.0	2.0	48.0	9.6	18.0	3.6
17.5	8.8	27.5	9.2	37.5	9.4	7.5	1.9	47.5	9.5	17.5	3.5
17.0	8.5	27.0	9.0	37.0	9.3	7.0	1.8	47.0	9.4	17.0	3.4
16.5	8.3	26.5	8.8	36.5	9.1	6.5	1.6	46.5	9.3	16.5	3.3
16.0	8.0	26.0	8.7	36.0	9.0	6.0	1.5	46.0	9.2	16.0	3.2
15.5	7.8	25.5	8.5	35.5	8.9	5.5	1.4	45.5	9.1	15.5	3.1
15.0	7.5	25.0	8.3	35.0	8.8	5.0	1.3	45.0	9.0	15.0	3.0
14.5	7.3	24.5	8.2	34.5	8.6	4.5	1.1	44.5	8.9	14.5	2.9
14.0	7.0	24.0	8.0	34.0	8.5	4.0	1.0	44.0	8.8	14.0	2.8
13.5	6.8	23.5	7.8	33.5	8.4	3.5	0.9	43.5	8.7	13.5	2.7
13.0	6.5	23.0	7.7	33.0	8.3	3.0	0.8	43.0	8.6	13.0	2.6
12.5	6.3	22.5	7.5	32.5	8.1	2.5	0.6	42.5	8.5	12.5	2.5
12.0	6.0	22.0	7.3	32.0	8.0	2.0	0.5	42.0	8.4	12.0	2.4
11.5	5.8	21.5	7.2	31.5	7.9	1.5	0.4	41.5	8.3	11.5	2.3
11.0	5.5	21.0	7.0	31.0	7.8	1.0	0.3	41.0	8.2	11.0	2.2
10.5	5.3	20.5	6.8	30.5	7.6	0.5	0.1	40.5	8.1	10.5	2.1
10.0	5.0	20.0	6.7	30.0	7.5	0.0	0.0	40.0	8.0	10.0	2.0
9.5	4.8	19.5	6.5	29.5	7.4			39.5	7.9	9.5	1.9
9.0	4.5	19.0	6.3	29.0	7.3			39.0	7.8	9.0	1.8
8.5	4.3	18.5	6.2	28.5	7.1			38.5	7.7	8.5	1.7
8.0	4.0	18.0	6.0	28.0	7.0			38.0	7.6	8.0	1.6
7.5	3.8	17.5	5.8	27.5	6.9			37.5	7.5	7.5	1.5
7.0	3.5	17.0	5.7	27.0	6.8			37.0	7.4	7.0	1.4
6.5	3.3	16.5	5.5	26.5	6.6			36.5	7.3	6.5	1.3
6.0	3.0	16.0	5.3	26.0	6.5			36.0	7.2	6.0	1.2
5.5	2.8	15.5	5.2	25.5	6.4			35.5	7.1	5.5	1.1
5.0	2.5	15.0	5.0	25.0	6.3			35.0	7.0	5.0	1.0
4.5	2.3	14.5	4.8	24.5	6.1			34.5	6.9	4.5	0.9
4.0	2.0	14.0	4.7	24.0	6.0			34.0	6.8	4.0	0.8
3.5	1.8	13.5	4.5	23.5	5.9			33.5	6.7	3.5	0.7
3.0	1.5	13.0	4.3	23.0	5.8			33.0	6.6	3.0	0.6
2.5	1.3	12.5	4.2	22.5	5.6			32.5	6.5	2.5	0.5
2.0	1.0	12.0	4.0	22.0	5.5			32.0	6.4	2.0	0.4
1.5	0.8	11.5	3.8	21.5	5.4			31.5	6.3	1.5	0.3
1.0	0.5	11.0	3.7	21.0	5.3			31.0	6.2	1.0	0.2
0.5	0.3	10.5	3.5	20.5	5.1			30.5	6.1	0.5	0.1
0.0	0.0	10.0	3.3	20.0	5.0			30.0	6.0	0.0	0.0
		9.5	3.2	19.5	4.9			29.5	5.9		
		9.0	3.0	19.0	4.8			29.0	5.8		
		8.5	2.8	18.5	4.6			28.5	5.7		
		8.0	2.7	18.0	4.5			28.0	5.6		
		7.5	2.5	17.5	4.4			27.5	5.5		
		7.0	2.3	17.0	4.3			27.0	5.4		
		6.5	2.2	16.5	4.1			26.5	5.3		
		6.0	2.0	16.0	4.0			26.0	5.2		
		5.5	1.8	15.5	3.9			25.5	5.1		
		5.0	1.7	15.0	3.8			25.0	5.0		
		4.5	1.5	14.5	3.6			24.5	4.9		
		4.0	1.3	14.0	3.5			24.0	4.8		
		3.5	1.2	13.5	3.4			23.5	4.7		
		3.0	1.0	13.0	3.3			23.0	4.6		
		2.5	0.8	12.5	3.1			22.5	4.5		
		2.0	0.7	12.0	3.0			22.0	4.4		
		1.5	0.5	11.5	2.9			21.5	4.3		
		1.0	0.3	11.0	2.8			21.0	4.2		
		0.5	0.2	10.5	2.6			20.5	4.1		



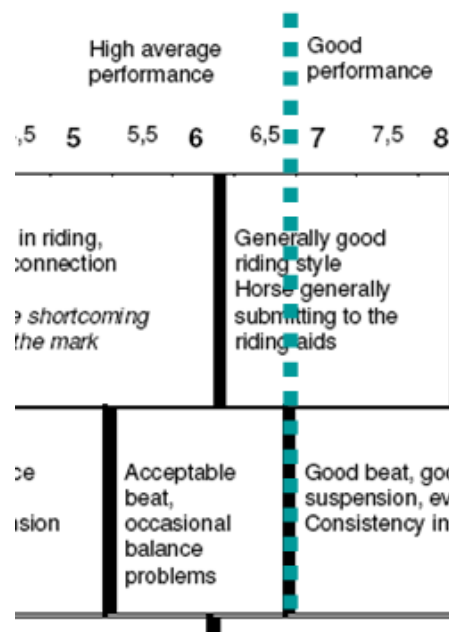
6		6		6		7		7		7	
60.0	10.0	34.0	5.7	8.0	1.3	70.0	10.0	44.0	6.3	18.0	2.6
59.5	9.9	33.5	5.6	7.5	1.3	69.5	9.9	43.5	6.2	17.5	2.5
59.0	9.8	33.0	5.5	7.0	1.2	69.0	9.9	43.0	6.1	17.0	2.4
58.5	9.8	32.5	5.4	6.5	1.1	68.5	9.8	42.5	6.1	16.5	2.4
58.0	9.7	32.0	5.3	6.0	1.0	68.0	9.7	42.0	6.0	16.0	2.3
57.5	9.6	31.5	5.3	5.5	0.9	67.5	9.6	41.5	5.9	15.5	2.2
57.0	9.5	31.0	5.2	5.0	0.8	67.0	9.6	41.0	5.9	15.0	2.1
56.5	9.4	30.5	5.1	4.5	0.8	66.5	9.5	40.5	5.8	14.5	2.1
56.0	9.3	30.0	5.0	4.0	0.7	66.0	9.4	40.0	5.7	14.0	2.0
55.5	9.3	29.5	4.9	3.5	0.6	65.5	9.4	39.5	5.6	13.5	1.9
55.0	9.2	29.0	4.8	3.0	0.5	65.0	9.3	39.0	5.6	13.0	1.9
54.5	9.1	28.5	4.8	2.5	0.4	64.5	9.2	38.5	5.5	12.5	1.8
54.0	9.0	28.0	4.7	2.0	0.3	64.0	9.1	38.0	5.4	12.0	1.7
53.5	8.9	27.5	4.6	1.5	0.3	63.5	9.1	37.5	5.4	11.5	1.6
53.0	8.8	27.0	4.5	1.0	0.2	63.0	9.0	37.0	5.3	11.0	1.6
52.5	8.8	26.5	4.4	0.5	0.1	62.5	8.9	36.5	5.2	10.5	1.5
52.0	8.7	26.0	4.3	0.0	0.0	62.0	8.9	36.0	5.1	10.0	1.4
51.5	8.6	25.5	4.3			61.5	8.8	35.5	5.1	9.5	1.4
51.0	8.5	25.0	4.2			61.0	8.7	35.0	5.0	9.0	1.3
50.5	8.4	24.5	4.1			60.5	8.6	34.5	4.9	8.5	1.2
50.0	8.3	24.0	4.0			60.0	8.6	34.0	4.9	8.0	1.1
49.5	8.3	23.5	3.9			59.5	8.5	33.5	4.8	7.5	1.1
49.0	8.2	23.0	3.8			59.0	8.4	33.0	4.7	7.0	1.0
48.5	8.1	22.5	3.8			58.5	8.4	32.5	4.6	6.5	0.9
48.0	8.0	22.0	3.7			58.0	8.3	32.0	4.6	6.0	0.9
47.5	7.9	21.5	3.6			57.5	8.2	31.5	4.5	5.5	0.8
47.0	7.8	21.0	3.5			57.0	8.1	31.0	4.4	5.0	0.7
46.5	7.8	20.5	3.4			56.5	8.1	30.5	4.4	4.5	0.6
46.0	7.7	20.0	3.3			56.0	8.0	30.0	4.3	4.0	0.6
45.5	7.6	19.5	3.3			55.5	7.9	29.5	4.2	3.5	0.5
45.0	7.5	19.0	3.2			55.0	7.9	29.0	4.1	3.0	0.4
44.5	7.4	18.5	3.1			54.5	7.8	28.5	4.1	2.5	0.4
44.0	7.3	18.0	3.0			54.0	7.7	28.0	4.0	2.0	0.3
43.5	7.3	17.5	2.9			53.5	7.6	27.5	3.9	1.5	0.2
43.0	7.2	17.0	2.8			53.0	7.6	27.0	3.9	1.0	0.1
42.5	7.1	16.5	2.8			52.5	7.5	26.5	3.8	0.5	0.1
42.0	7.0	16.0	2.7			52.0	7.4	26.0	3.7	0.0	0.0
41.5	6.9	15.5	2.6			51.5	7.4	25.5	3.6		
41.0	6.8	15.0	2.5			51.0	7.3	25.0	3.6		
40.5	6.8	14.5	2.4			50.5	7.2	24.5	3.5		
40.0	6.7	14.0	2.3			50.0	7.1	24.0	3.4		
39.5	6.6	13.5	2.3			49.5	7.1	23.5	3.4		
39.0	6.5	13.0	2.2			49.0	7.0	23.0	3.3		
38.5	6.4	12.5	2.1			48.5	6.9	22.5	3.2		
38.0	6.3	12.0	2.0			48.0	6.9	22.0	3.1		
37.5	6.3	11.5	1.9			47.5	6.8	21.5	3.1		
37.0	6.2	11.0	1.8			47.0	6.7	21.0	3.0		
36.5	6.1	10.5	1.8			46.5	6.6	20.5	2.9		
36.0	6.0	10.0	1.7			46.0	6.6	20.0	2.9		
35.5	5.9	9.5	1.6			45.5	6.5	19.5	2.8		
35.0	5.8	9.0	1.5			45.0	6.4	19.0	2.7		
34.5	5.8	8.5	1.4			44.5	6.4	18.5	2.6		



How to read the scale

	Poor performance					Low average performance					High average performance					Good performance					Excellent performance				
	0	0,5	1	1,5	2	2,5	3	3,5	4	4,5	5	5,5	6	6,5	7	7,5	8	8,5	9	9,5	10				
Riding skills / Connection	Rough riding (warning by yellow card) Very poor riding skills, serious lack of cooperation, very poor connection					Some clear faults in riding, Problems with the connection <i>The seriousness of the shortcoming should influence the mark</i>					Generally good riding style Horse generally submitting to the riding aids					Harmony Very good connection Excellent riding									
Beat / Balance	Very poor beat, very little suspension, frequently losing the gait, very uneven strides.					Beat or balance problems, visible suspension					Acceptable beat, occasional balance problems					Good beat, good balance, good suspension, even strides Consistency in keeping the gait									
Suppleness / Relaxation	Very much stiffness or tension					Stiffness or tension Constrained in movements					Predominantly / reasonable supple					Very supple, elastic Good rhythm Unconstrained									
Outline / Movements	Very poor outline, very short steps, very little energy, little engagement					Short or flat movements, clear faults in outline, lack of energy					Some faults in outline, average movements and roominess,					Outline without considerable faults, roomy and long strides, good movements, energetic, good impulsion, good back bearing, good engagement									
																Much expression									
Execution	Only half of the required distance or time shown										Required tempo														

Determine the first firewall the performance is hitting, that is the next **thick** line to the right of the *restriction / requirement* box you apply



Draw an imaginary line straight up from the firewall and let it cross the scale bar. In this case the line is crossing the bar between 6.5 and 7.0



Only marks on the left side of the crossing line can be given, in this case the highest possible mark is 6.5

