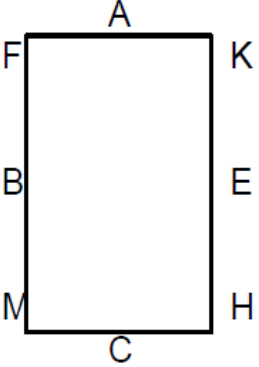
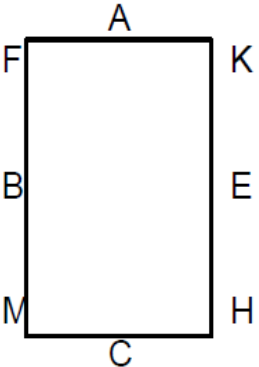
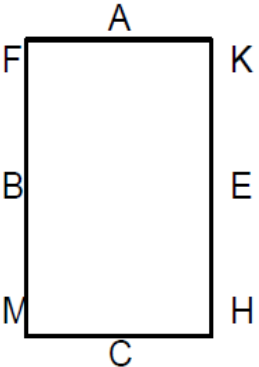
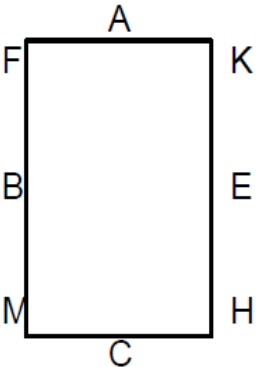


Ruiter		
Paard		
nummer onderdeel	tekening onderdeel	Beschrijving onderdeel
1	<p>A rectangular diagram with labels: A (top), C (bottom), F (left), M (left), K (right), H (right), B (left), E (right).</p>	
2	<p>A rectangular diagram with labels: A (top), C (bottom), F (left), M (left), K (right), H (right), B (left), E (right).</p>	
3	<p>A rectangular diagram with labels: A (top), C (bottom), F (left), M (left), K (right), H (right), B (left), E (right).</p>	
4	<p>A rectangular diagram with labels: A (top), C (bottom), F (left), M (left), K (right), H (right), B (left), E (right).</p>	

Ruiter		
Paard		
nummer onderdeel	tekening onderdeel	Beschrijving onderdeel
5	 <p>A rectangular diagram with vertices labeled as follows: A (top), C (bottom), F (left), M (left), K (right), H (right), B (left), E (right).</p>	
6	 <p>A rectangular diagram with vertices labeled as follows: A (top), C (bottom), F (left), M (left), K (right), H (right), B (left), E (right).</p>	
7	 <p>A rectangular diagram with vertices labeled as follows: A (top), C (bottom), F (left), M (left), K (right), H (right), B (left), E (right).</p>	
8	 <p>A rectangular diagram with vertices labeled as follows: A (top), C (bottom), F (left), M (left), K (right), H (right), B (left), E (right).</p>	